

Computerised results and timing service provided by **TISSOT**


125cc

SHELL ADVANCE MALAYSIAN MOTORCYCLE GRAND

Race

Classification after 18 laps = 99.864 km

17

Pos		Rider	Nation	Team	Motorcycle	Total Time	Km/h	Gap
1	25	93 Marc MARQUEZ	SPA	Red Bull Ajo Motorsport	DERBI	40'29.035	148.005	
2	20	44 Poi ESPARGARO	SPA	Tuenti Racing	DERBI	40'31.376	147.862	2.341
3	16	40 Nicolas TEROL	SPA	Bancaja Aspar Team	APRILIA	40'32.691	147.783	3.656
4	13	7 Efren VAZQUEZ	SPA	Tuenti Racing	DERBI	40'35.815	147.593	6.780
5	11	38 Bradley SMITH	GBR	Bancaja Aspar Team	APRILIA	40'36.168	147.572	7.133
6	10	11 Sandro CORTESE	GER	Avant Mitsubishi Ajo	DERBI	40'36.332	147.562	7.297
7	9	12 Esteve RABAT	SPA	Blusens-STX	APRILIA	40'55.683	146.399	26.648
8	8	39 Luis SALOM	SPA	Stipa-Molenaar Racing GP	APRILIA	40'58.374	146.239	29.339
9	7	71 Tomoyoshi KOYAMA	JPN	Racing Team Germany	APRILIA	40'58.374	146.239	29.339
10	6	35 Randy KRUMMENACHE	SWI	Stipa-Molenaar Racing GP	APRILIA	40'58.400	146.237	29.365
11	5	14 Johann ZARCO	FRA	WTR San Marino Team	APRILIA	41'05.364	145.824	36.329
12	4	23 Alberto MONCAYO	SPA	Andalucia Cajasol	APRILIA	41'06.580	145.752	37.545
13	3	26 Adrian MARTIN	SPA	Aeroport de Castello - Ajo	APRILIA	41'20.297	144.946	51.262
14	2	84 Jakub KORNFEIL	CZE	Racing Team Germany	APRILIA	41'23.669	144.749	54.634
15	1	78 Marcel SCHROTTER	GER	Interwetten Honda 125	HONDA	41'23.670	144.749	54.635
16		63 Zulfahmi KHAIRUDDIN	MAL	AirAsia - Sepang Int. Circuit	APRILIA	41'27.616	144.520	58.581
17		69 Louis ROSSI	FRA	CBC Corse	APRILIA	41'44.253	143.559	1'15.218
18		72 Marco RAVAIOLI	ITA	Lambretta Reparto Corse	LAMBRETTA	41'44.630	143.538	1'15.595
19		96 Tommaso GABRIELLI	ITA	Ongetta Team	APRILIA	42'29.213	141.027	2'00.178
Not Classified								
		99 Danny WEBB	GBR	Andalucia Cajasol	APRILIA	25'03.366	146.139	7 laps
		52 Danny KENT	GBR	Lambretta Reparto Corse	LAMBRETTA	25'39.671	142.693	7 laps
		53 Jasper IWEMA	NED	CBC Corse	APRILIA	16'31.480	141.011	11 laps
		50 Sturla FAGERHAUG	NOR	AirAsia - Sepang Int. Circuit	APRILIA	13'53.111	143.842	12 laps
		15 Simone GROTZKYJ	ITA	Fontana Racing	APRILIA	11'35.586	143.568	13 laps
		87 Luca MARCONI	ITA	Ongetta Team	APRILIA	11'46.570	141.336	13 laps
		32 Lorenzo SAVADORI	ITA	Matteoni Racing	APRILIA	7'19.636	136.290	15 laps

The results are provisional until the end of the limit for protest and appeals.

Time limit for protest expires 60' after publication of the results - Mr. Time:

These data/results cannot be reproduced, stored and/or transmitted in whole or in part by any manner of electronic, mechanical, photocopying, recording, broadcasting or otherwise now known or herein after developed without the previous express consent by the copyright owner, except for reproduction in daily press and regular printed publications on sale to the public within 60 days of the event related to those data/results and always provided that copyright symbol appears together as follows below.

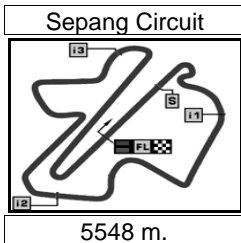
© DORNA, 2010

Official MotoGP Timing by **TISSOT**
www.motogp.com

Sepang, Sunday, October 10, 2010

Page 1 of 2





Computerised results and timing service provided by **TISSOT**

125cc

SHELL ADVANCE MALAYSIAN MOTORCYCLE GRAND Race

Classification after 18 laps = 99.864 km

17

Pos	Rider	Nation	Team	Motorcycle	Total Time	Km/h	Gap
-----	-------	--------	------	------------	------------	------	-----

Race condition: Dry
 Air: 33°
 Humidity: 44%
 Ground: 44°

Pole Position:		Marc MARQUEZ	2'13.398	149.723 Km/h
Fastest Lap:	Lap 13	Marc MARQUEZ	2'13.773	149.303 Km/h
Circuit Record Lap:	2006	Alvaro BAUTISTA	2'13.118	150.038 Km/h
Circuit Best Lap:	2004	Andrea DOVIZIOSO	2'12.684	150.529 Km/h

12:45'00

SIGHTING LAP START

12:58'00

WARM UP LAP START

13:02'05

RACE START

13:03'50

No jump start

- 13:09'25 Lorenzo SAVADORI
- 13:15'29 Simone GROTZKYJ
- 13:15'30 Luca MARCONI
- 13:17'38 Sturla FAGERHAUG
- 13:18'36 Jasper IWEMA
- 13:27'45 Danny KENT
- 13:28'16 Danny WEBB
- 13:44'53
- 13:45'29
- 13:46'00
- 13:54'59

- entered pits and retired
- crashed out - Rider OK
- retired
- retired
- entered pits and retired
- entered pits and retired
- crashed out - Medical Centre
- Video finish in progress for 8th position
- Video finish in progress for 14th position
- Video finish confirm for 14th position ride
- Tie for 8th position, riders rankend in the

The results are provisional until the end of the limit for protest and appeals.

Time limit for protest expires 60' after publication of the results - Mr. Time:

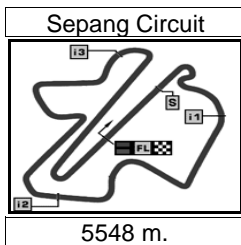
These data/results cannot be reproduced, stored and/or transmitted in whole or in part by any manner of electronic, mechanical, photocopying, recording, broadcasting or otherwise now known or herein after developed without the previous express consent by the copyright owner, except for reproduction in daily press and regular printed publications on sale to the public within 60 days of the event related to those data/results and always provided that copyright symbol appears together as follows below.

© DORNA, 2010

Official MotoGP Timing by **TISSOT**
 www.motogp.com

Sepang, Sunday, October 10, 2010





Computerised results and timing service provided by **TISSOT**

125cc

SHELL ADVANCE MALAYSIAN MOTORCYCLE GRAND

World Championship Classification

18

Rider	Nation	Points	QAT	SPA	FRA	ITA	GBR	NED	CAT	GER	CZE	INP	RSM	ARA	JPN	MAL	AUS	POR	VAL
1 MARQUEZ Marc	SPA	247	16	-	16	25	25	25	25	25	9	6	25	-	25	25			
2 TEROL Nicolas	SPA	244	25	20	20	20	13	20	-	-	25	25	20	20	20	16			
3 ESPARGARO Pol	SPA	235	13	25	25	16	20	16	16	-	20	16	10	25	13	20			
4 SMITH Bradley	GBR	171	8	13	11	13	16	13	20	11	10	-	13	16	16	11			
5 CORTESE Sandro	GER	132	11	5	10	-	10	11	13	16	-	20	11	11	4	10			
6 RABAT Esteve	SPA	127	9	16	9	9	7	-	-	13	16	11	9	9	10	9			
7 VAZQUEZ Efren	SPA	123	20	-	13	11	5	-	11	8	-	13	16	13	-	13			
8 KOYAMA Tomoyoshi	JPN	109	7	11	8	8	11	2	10	20	7	-	8	10	-	7			
9 KRUMMENACHER Ra	SWI	90	10	8	2	10	9	10	9	5	-	9	7	-	5	6			
10 WEBB Danny	GBR	80	5	-	7	6	6	9	6	9	-	10	6	7	9	-			
11 ZARCO Johann	FRA	77	4	9	5	7	8	4	8	10	-	3	4	4	6	5			
12 FOLGER Jonas	GER	56	1	-	3	5	1	6	7	-	13	7	5	8	-	-			
13 MONCAYO Alberto	SPA	55	3	10	-	-	4	5	3	-	4	8	3	-	11	4			
14 SALOM Luis	SPA	47	-	1	6	-	-	8	-	-	6	4	-	6	8	8			
15 IWEMA Jasper	NED	34	2	6	4	2	3	3	-	-	8	5	-	-	1	-			
16 MARTIN Adrian	SPA	30	-	3	1	-	-	-	5	-	5	-	1	5	7	3			
17 KORNFEIL Jakub	CZE	20	-	2	-	-	-	1	-	-	11	2	-	2	-	2			
18 MASBOU Alexis	FRA	20	6	7	-	4	-	-	-	3	-	-	-	-	-	-			
19 SCHROTTER Marcel	GER	20	-	4	-	3	-	-	2	2	3	-	-	3	2	1			
20 GROTZKYJ Simone	ITA	19	-	-	-	1	2	7	4	-	-	-	2	-	3	-			
21 FAGERHAUG Sturla	NOR	8	-	-	-	-	-	-	-	7	-	-	-	1	-	-			
22 KARTHEININGER Dani	GER	6	-	-	-	-	-	-	-	6	-	-	-	-	-	-			
23 SAVADORI Lorenzo	ITA	5	-	-	-	-	-	-	-	4	-	1	-	-	-	-			
24 KHAIRUDDIN Zulfahmi	MAL	3	-	-	-	-	-	-	1	1	1	-	-	-	-	-			
25 ROSSI Louis	FRA	2	-	-	-	-	-	-	-	-	2	-	-	-	-	-			

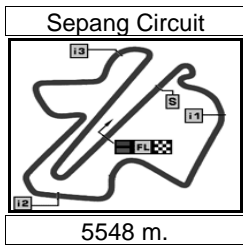
Constructor	Points	QAT	SPA	FRA	ITA	GBR	NED	CAT	GER	CZE	INP	RSM	ARA	JPN	MAL	AUS	POR	VAL
1 DERBI	335	20	25	25	25	25	25	25	25	20	20	25	25	25	25			
2 APRILIA	287	25	20	20	20	16	20	20	20	25	25	20	20	20	16			
3 HONDA	20	-	4	-	3	-	-	2	2	3	-	-	3	2	1			
4 KTM	6	-	-	-	-	-	-	-	6	-	-	-	-	-	-			
5 LAMBRETTA	1	-	1	-	-	-	-	-	-	-	-	-	-	-	-			

These data/results cannot be reproduced, stored and/or transmitted in whole or in part by any manner of electronic, mechanical, photocopying, recording, broadcasting or otherwise now known or herein after developed without the previous express consent by the copyright owner, except for reproduction in daily press and regular printed publications on sale to the public within 60 days of the event related to those data/results and always provided that copyright symbol appears together as follows below.
© DORNA, 2010

Official MotoGP Timing by **TISSOT**
www.motogp.com



Sepang, Sunday, October 10, 2010



Computerised results and timing service provided by **TISSOT**

125cc

SHELL ADVANCE MALAYSIAN MOTORCYCLE GRAND

Race

Lap Chart

19

Pos	1	2	3	4	5	6	7	8	9	10	11	12	13	14	15	16	17	18	19	20	21	22	23	24	25	26	27
Grid	93	38	40	44	7	11	12	39	71	35	14	99	52	23	26	15	69	78	84	32	50	63	72	53	87	96	94

1	40	44	38	93	7	71	11	12	99	35	14	23	39	26	78	52	84	50	69	15	63	53	72	32	87	96
2	40	93	44	7	38	11	12	35	71	39	99	14	23	26	52	78	50	15	84	69	53	63	72	32	87	96
3	40	93	44	7	38	11	12	35	39	99	71	14	23	26	52	78	50	15	84	53	69	63	72	87	96	32
4	40	93	44	38	7	11	12	39	35	14	99	71	23	26	52	78	50	15	84	53	63	69	72	87	96	
5	93	40	44	38	7	11	12	35	39	14	99	71	23	26	52	78	50	15	84	53	63	69	72	87	96	
6	93	40	44	38	7	11	12	35	39	99	14	23	71	26	52	78	50	53	84	63	69	72	96			
7	44	93	40	38	7	11	12	35	39	99	23	71	14	26	52	78	84	63	69	72	96	53				
8	40	93	44	38	7	11	12	35	39	99	23	71	14	26	52	78	84	63	69	72	96					
9	40	93	44	38	7	11	12	99	35	39	23	71	14	26	52	78	84	63	69	72	96					
10	93	44	40	38	7	11	12	99	39	35	71	23	14	26	52	78	84	63	69	72	96					
L	11	93	44	40	7	38	11	12	99	35	39	71	23	14	26	78	84	63	69	72	52	96				
a	12	93	44	40	7	38	11	12	35	71	23	39	14	26	78	84	63	72	69	96						
P	13	93	44	40	38	7	11	12	35	71	39	23	14	26	78	84	63	69	72	96						
S	14	93	44	40	38	7	11	12	35	71	39	23	14	26	78	84	63	69	72	96						
	15	93	44	40	38	7	11	12	35	71	39	23	14	26	78	84	63	69	72	96						
	16	93	44	40	38	7	11	12	35	71	39	23	14	26	78	84	63	69	72	96						
	17	93	44	40	7	11	38	12	71	35	39	23	14	26	78	84	63	69	72	96						
	18	93	44	40	7	38	11	12	71	39	35	14	23	26	84	78	63	69	72	96						

○ Winner □ Lapped rider

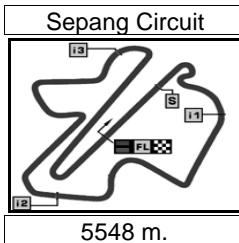
These data/results cannot be reproduced, stored and/or transmitted in whole or in part by any manner of electronic, mechanical, photocopying, recording, broadcasting or otherwise now known or herein after developed without the previous express consent by the copyright owner, except for reproduction in daily press and regular printed publications on sale to the public within 60 days of the event related to those data/results and always provided that copyright symbol appears together as follows below.

© DORNA, 2010

Official MotoGP Timing by **TISSOT**
www.motogp.com

Sepang, Sunday, October 10, 2010





Computerised results and timing service provided by **TISSOT**


125cc

SHELL ADVANCE MALAYSIAN MOTORCYCLE GRAND

Race

Fastest Lap of Each Rider

20

	Rider	Nation	Team	Motorcycle	Time	Lap Total	Gap
1	93 Marc MARQUEZ	SPA	Red Bull Ajo Motorsport	DERBI	2'13.773	13 18	
2	44 Po ESPARGARO	SPA	Tuenti Racing	DERBI	2'14.079	16 18	0.306 0.306
3	7 Efren VAZQUEZ	SPA	Tuenti Racing	DERBI	2'14.245	11 18	0.472 0.166
4	40 Nicolas TEROL	SPA	Bancaja Aspar Team	APRILIA	2'14.270	11 18	0.497 0.025
5	38 Bradley SMITH	GBR	Bancaja Aspar Team	APRILIA	2'14.407	13 18	0.634 0.137
6	11 Sandro CORTESE	GER	Avant Mitsubishi Ajo	DERBI	2'14.461	3 18	0.688 0.054
7	12 Esteve RABAT	SPA	Blusens-STX	APRILIA	2'14.801	3 18	1.028 0.340
8	39 Luis SALOM	SPA	Stipa-Molenaar Racing GP	APRILIA	2'15.150	2 18	1.377 0.349
9	35 Randy KRUMMENACHER	SWI	Stipa-Molenaar Racing GP	APRILIA	2'15.482	2 18	1.709 0.332
10	14 Johann ZARCO	FRA	WTR San Marino Team	APRILIA	2'15.553	4 18	1.780 0.071
11	99 Danny WEBB	GBR	Andalucia Cajasol	APRILIA	2'15.623	8 11	1.850 0.070
12	23 Alberto MONCAYO	SPA	Andalucia Cajasol	APRILIA	2'15.671	8 18	1.898 0.048
13	71 Tomoyoshi KOYAMA	JPN	Racing Team Germany	APRILIA	2'15.703	8 18	1.930 0.032
14	26 Adrian MARTIN	SPA	Aeroporto de Castello - Ajo	APRILIA	2'16.660	5 18	2.887 0.957
15	15 Simone GROTKYJ	ITA	Fontana Racing	APRILIA	2'16.710	5 5	2.937 0.050
16	52 Danny KENT	GBR	Lambretta Reparto Corse	LAMBRETTA	2'16.730	7 11	2.957 0.020
17	50 Sturla FAGERHAUG	NOR	AirAsia - Sepang Int. Circuit	APRILIA	2'16.735	5 6	2.962 0.005
18	78 Marcel SCHROTTER	GER	Interwetten Honda 125	HONDA	2'16.782	10 18	3.009 0.047
19	84 Jakub KORNFEL	CZE	Racing Team Germany	APRILIA	2'16.883	17 18	3.110 0.101
20	53 Jasper IWEMA	NED	CBC Corse	APRILIA	2'17.065	5 7	3.292 0.182
21	63 Zulfahmi KHAIRUDDIN	MAL	AirAsia - Sepang Int. Circuit	APRILIA	2'17.315	8 18	3.542 0.250
22	72 Marco RAVAIOLI	ITA	Lambretta Reparto Corse	LAMBRETTA	2'17.444	5 18	3.671 0.129
23	69 Louis ROSSI	FRA	CBC Corse	APRILIA	2'17.463	5 18	3.690 0.019
24	87 Luca MARCONI	ITA	Ongetta Team	APRILIA	2'19.080	3 5	5.307 1.617
25	32 Lorenzo SAVADORI	ITA	Matteoni Racing	APRILIA	2'19.150	2 3	5.377 0.070
26	96 Tommaso GABRIELLI	ITA	Ongetta Team	APRILIA	2'19.695	2 18	5.922 0.545

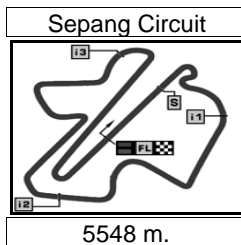
These data/results cannot be reproduced, stored and/or transmitted in whole or in part by any manner of electronic, mechanical, photocopying, recording, broadcasting or otherwise now known or herein after developed without the previous express consent by the copyright owner, except for reproduction in daily press and regular printed publications on sale to the public within 60 days of the event related to those data/results and always provided that copyright symbol appears together as follows below.

© DORNA, 2010

Official MotoGP Timing by **TISSOT**
www.motogp.com

Sepang, Sunday, October 10, 2010





Computerised results and timing service provided by **TISSOT**

125cc

SHELL ADVANCE MALAYSIAN MOTORCYCLE GRAND

After the Race

Event Best Maximum Speed

21



<i>Rider</i>	<i>Nation Team</i>	<i>Motorcycle</i>	<i>Km/h</i>	
99 Danny WEBB	GBR Andalucia Cajasol	APRILIA	224.2	Race
11 Sandro CORTESE	GER Avant Mitsubishi Ajo	DERBI	223.8	Free Practice Nr. 2
93 Marc MARQUEZ	SPA Red Bull Ajo Motorsport	DERBI	223.7	Qualifying Practice
26 Adrian MARTIN	SPA Aeroport de Castello - Ajo	APRILIA	223.3	Qualifying Practice
7 Efren VAZQUEZ	SPA Tuenti Racing	DERBI	223.2	Race
44 PoI ESPARGARO	SPA Tuenti Racing	DERBI	223.1	Qualifying Practice
38 Bradley SMITH	GBR Bancaja Aspar Team	APRILIA	222.8	Free Practice Nr. 2
23 Alberto MONCAYO	SPA Andalucia Cajasol	APRILIA	222.2	Race
12 Esteve RABAT	SPA Blusens-STX	APRILIA	222.1	Race
40 Nicolas TEROL	SPA Bancaja Aspar Team	APRILIA	221.8	Race
39 Luis SALOM	SPA Stipa-Molenaar Racing GP	APRILIA	221.5	Race
14 Johann ZARCO	FRA WTR San Marino Team	APRILIA	220.6	Race
35 Randy KRUMMENACHER	SWI Stipa-Molenaar Racing GP	APRILIA	219.7	Race
71 Tomoyoshi KOYAMA	JPN Racing Team Germany	APRILIA	219.5	Race
15 Simone GROTZKYJ	ITA Fontana Racing	APRILIA	218.5	Race
63 Zulfahmi KHAIRUDDIN	MAL AirAsia - Sepang Int. Circuit	APRILIA	217.4	Race
53 Jasper IWEMA	NED CBC Corse	APRILIA	216.9	Race
84 Jakub KORNFEL	CZE Racing Team Germany	APRILIA	216.0	Free Practice Nr. 2
78 Marcel SCHROTTER	GER Interwetten Honda 125	HONDA	215.0	Qualifying Practice
87 Luca MARCONI	ITA Ongetta Team	APRILIA	214.8	Free Practice Nr. 1
94 Jonas FOLGER	GER Ongetta Team	APRILIA	214.4	Free Practice Nr. 1
50 Sturla FAGERHAUG	NOR AirAsia - Sepang Int. Circuit	APRILIA	214.0	Race
69 Louis ROSSI	FRA CBC Corse	APRILIA	213.6	Qualifying Practice
72 Marco RAVAIOLI	ITA Lambretta Reparto Corse	LAMBRETTA	213.4	Race
52 Danny KENT	GBR Lambretta Reparto Corse	LAMBRETTA	213.1	Free Practice Nr. 2
32 Lorenzo SAVADORI	ITA Matteoni Racing	APRILIA	212.8	Free Practice Nr. 2
96 Tommaso GABRIELLI	ITA Ongetta Team	APRILIA	210.8	Race

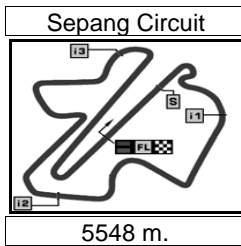
These data/results cannot be reproduced, stored and/or transmitted in whole or in part by any manner of electronic, mechanical, photocopying, recording, broadcasting or otherwise now known or herein after developed without the previous express consent by the copyright owner, except for reproduction in daily press and regular printed publications on sale to the public within 60 days of the event related to those data/results and always provided that copyright symbol appears together as follows below.

© DORNA, 2010

Official MotoGP Timing by **TISSOT**
www.motogp.com



Sepang, Sunday, October 10, 2010



Computerised results and timing service provided by **TISSOT**

125cc

SHELL ADVANCE MALAYSIAN MOTORCYCLE GRAND

Race

Chronological Analysis of Performances

22

P Crossing the finish line in pit lane		T1 Time from finish line to 1st intermediate				T2 Time from 1st intermed. to 2nd intermed.				T3 Time from 2nd intermed. to 3rd intermed.				T4 Time from 3rd intermediate to finish line			
Lap	Lap Time	T1	T2	T3	T4	Speed	Lap	Lap Time	T1	T2	T3	T4	Speed				
1st	93	Marc MARQUEZ				Red Bull Ajo Motorspo				SPA							
1	2'22.282	34.387	30.702	40.773	36.420		9	2'14.803	28.527	30.141	40.345	35.790	216.0				
2	2'13.960	28.406	29.921	40.226	35.407	218.4	10	2'15.352	28.745	30.598	40.232	35.777	213.9				
3	2'13.853	28.436	29.998	39.893	35.526	218.4	11	2'14.270	28.525	30.122	40.048	35.575	219.4				
4	2'14.049	28.281	30.030	39.984	35.754	220.4	12	2'14.444	28.558	30.114	40.318	35.454	216.1				
5	2'14.483	28.299	30.129	40.305	35.750	220.4	13	2'14.344	28.442	30.126	40.139	35.637	221.8				
6	2'14.272	28.398	30.160	40.045	35.669	218.4	14	2'14.606	28.597	30.223	40.124	35.662	219.2				
7	2'16.636	29.109	30.258	41.013	36.256	218.4	15	2'14.762	28.462	30.181	40.148	35.971	220.7				
8	2'15.743	28.935	30.407	40.735	35.666	217.3	16	2'14.584	28.526	30.230	40.248	35.580	218.4				
9	2'14.760	28.414	30.145	40.372	35.829	220.3	17	2'14.908	28.487	30.362	40.285	35.774	218.5				
10	2'14.736	28.397	30.207	40.349	35.783	220.9	18	2'15.579	28.645	30.392	40.593	35.949	217.8				
11	2'14.457	28.308	30.140	40.142	35.867	217.7	4th 7 Efren VAZQUEZ						Tuenti Racing SPA				
12	2'13.893	28.251	30.022	39.951	35.669	217.8	1	2'22.459	34.605	30.852	40.653	36.349					
13	2'13.773	28.201	30.018	39.962	35.592	217.5	2	2'14.577	28.337	30.234	40.225	35.781	222.5				
14	2'13.959	28.259	30.056	40.068	35.576	218.2	3	2'14.550	28.410	30.094	40.147	35.899	219.2				
15	2'14.278	28.347	30.118	40.156	35.657	218.1	4	2'15.095	28.350	30.194	40.545	36.006	219.0				
16	2'14.398	28.426	30.126	40.229	35.617	217.6	5	2'14.866	28.600	30.240	40.356	35.670	220.9				
17	2'14.316	28.280	30.088	40.238	35.710	218.1	6	2'14.717	28.482	30.139	40.342	35.754	221.6				
18	2'15.187	28.479	30.270	40.417	36.021	217.1	7	2'14.956	28.387	30.333	40.538	35.698	218.5				
2nd 44 Pol ESPARGARO						Tuenti Racing SPA		8	2'14.782	28.341	30.331	40.399	35.711	221.8			
1	2'21.924	34.824	30.500	40.509	36.091		9	2'14.644	28.357	30.279	40.224	35.784	223.2				
2	2'14.463	28.381	30.118	40.191	35.773	217.0	10	2'15.013	28.425	30.430	40.354	35.804	221.1				
3	2'14.293	28.611	29.974	39.973	35.735	221.8	11	2'14.245	28.253	30.102	40.225	35.665	222.8				
4	2'14.153	28.313	29.971	40.108	35.761	218.4	12	2'14.754	28.281	30.281	40.452	35.740	219.3				
5	2'14.191	28.257	30.014	40.118	35.802	218.8	13	2'15.028	28.349	30.179	40.420	36.080	219.2				
6	2'14.341	28.428	30.111	40.135	35.667	221.1	14	2'15.101	28.575	30.476	40.283	35.767	218.0				
7	2'15.996	28.436	30.255	40.974	36.331	222.6	15	2'15.130	28.388	30.473	40.452	35.817	221.0				
8	2'16.138	28.733	30.453	41.166	35.786	215.5	16	2'15.217	28.567	30.390	40.556	35.704	219.0				
9	2'14.732	28.422	30.136	40.349	35.825	220.9	17	2'15.272	28.614	30.362	40.414	35.882	216.9				
10	2'14.753	28.495	30.178	40.237	35.843	220.9	18	2'15.409	28.515	30.449	40.734	35.711	216.5				
11	2'14.385	28.359	30.038	40.146	35.842	219.3	5th 38 Bradley SMITH						Bancaja Aspar Team GBR				
12	2'14.349	28.372	30.073	40.228	35.676	221.2	1	2'22.210	34.560	30.678	40.716	36.256					
13	2'14.391	28.366	30.053	40.198	35.774	217.8	2	2'15.150	28.366	30.323	40.606	35.855	219.6				
14	2'14.338	28.374	30.065	40.138	35.761	217.5	3	2'14.531	28.352	30.267	39.989	35.923	220.5				
15	2'14.593	28.396	30.125	40.130	35.942	217.0	4	2'14.629	28.363	30.184	40.333	35.749	220.5				
16	2'14.079	28.377	29.972	39.966	35.764	216.4	5	2'14.823	28.404	30.301	40.299	35.819	217.4				
17	2'14.898	28.520	30.301	40.229	35.848	217.0	6	2'14.807	28.439	30.277	40.288	35.803	217.5				
18	2'15.359	28.521	30.185	40.517	36.136	216.9	7	2'14.838	28.398	30.312	40.278	35.850	217.5				
3rd 40 Nicolas TEROL						Bancaja Aspar Team SPA		8	2'14.821	28.443	30.204	40.303	35.871	217.3			
1	2'20.761	34.510	30.402	40.112	35.737		9	2'14.698	28.463	30.185	40.150	35.900	220.7				
2	2'14.334	28.449	30.162	40.016	35.707	216.6	10	2'15.020	28.499	30.312	40.302	35.907	220.5				
3	2'14.347	28.544	30.079	39.985	35.739	216.1	11	2'14.914	28.680	30.190	40.190	35.854	220.4				
4	2'14.341	28.459	30.108	40.102	35.672	216.1	12	2'14.796	28.420	30.403	40.125	35.848	219.9				
5	2'15.010	28.497	30.110	40.638	35.765	216.6	13	2'14.407	28.358	30.240	40.044	35.765	218.6				
6	2'14.357	28.523	30.134	40.055	35.645	218.5	14	2'15.017	28.500	30.505	40.188	35.824	217.2				
7	2'16.482	28.547	30.460	41.269	36.206	220.6	15	2'15.121	28.404	30.467	40.320	35.930	217.6				
8	2'15.407	28.762	30.375	40.521	35.749	216.9	16	2'15.273	28.584	30.373	40.517	35.799	216.6				
Fastest Lap:						2'13.773		28.201		30.018		39.962		35.592			

These data/results cannot be reproduced, stored and/or transmitted in whole or in part by any manner of electronic, mechanical, photocopying, recording, broadcasting or otherwise now known or herein after developed without the previous express consent by the copyright owner, except for reproduction in daily press and regular printed publications on sale to the public within 60 days of the event related to those data/results and always provided that copyright symbol appears together as follows below.



Race

125cc

Lap	Lap Time	T1	T2	T3	T4	Speed	Lap	Lap Time	T1	T2	T3	T4	Speed	
6th	11	Sandro CORTESE Avant Mitsubishi Ajo GER						9th	71	Tomoyoshi KOYAM Racing Team German JPN				
1	2'22.863	35.185	30.943	40.410	36.325		1	2'22.804	35.063	30.691	40.615	36.435		
2	2'14.716	28.460	30.212	40.269	35.775	220.4	2	2'16.350	29.124	30.562	40.427	36.237	213.1	
3	2'14.461	28.443	30.053	40.153	35.812	217.5	3	2'16.667	29.108	30.713	40.355	36.491	216.4	
4	2'14.647	28.442	30.050	40.534	35.621	219.6	4	2'16.290	29.000	30.708	40.495	36.087	219.5	
5	2'15.213	28.449	30.653	40.157	35.954	219.4	5	2'15.928	28.798	30.569	40.393	36.168	216.3	
6	2'14.543	28.415	30.106	40.186	35.836	215.8	6	2'16.366	28.910	30.509	40.621	36.326	216.4	
7	2'15.098	28.537	30.128	40.505	35.928	218.5	7	2'16.186	28.728	30.317	40.505	36.636	217.2	
8	2'14.874	28.464	30.055	40.316	36.039	216.5	8	2'15.703	28.903	30.368	40.266	36.166	213.8	
9	2'14.749	28.484	30.007	40.208	36.050	215.7	9	2'15.803	28.768	30.261	40.651	36.123	215.9	
10	2'14.793	28.459	30.221	40.125	35.988	215.2	10	2'15.931	28.809	30.432	40.535	36.155	216.3	
11	2'14.645	28.433	30.120	40.293	35.799	217.1	11	2'16.003	28.797	30.345	40.576	36.285	215.6	
12	2'14.894	28.544	30.165	40.468	35.717	216.9	12	2'16.136	28.857	30.543	40.578	36.158	218.8	
13	2'14.862	28.722	30.123	40.251	35.766	216.5	13	2'16.125	28.955	30.548	40.426	36.196	215.8	
14	2'14.701	28.501	30.071	40.270	35.859	215.6	14	2'16.379	28.843	30.544	40.734	36.258	216.0	
15	2'15.019	28.634	30.147	40.400	35.838	216.3	15	2'16.388	28.921	30.446	40.794	36.227	216.4	
16	2'15.438	28.624	30.255	40.759	35.800	216.6	16	2'16.628	29.016	30.547	40.757	36.308	213.7	
17	2'15.060	28.715	30.154	40.373	35.818	214.0	17	2'15.870	28.894	30.442	40.389	36.145	217.7	
18	2'15.756	28.519	30.471	40.410	36.356	217.7	18	2'16.817	29.277	30.382	41.047	36.111	210.7	
7th	12	Esteve RABAT Blusens-STX SPA						10th	35	Randy KRUMMENA Stipa-Molenaar Racin SWI				
1	2'23.036	35.294	31.028	40.544	36.170		1	2'23.411	35.583	30.842	40.649	36.337		
2	2'14.969	28.497	30.289	40.220	35.963	222.1	2	2'15.482	28.580	30.196	40.531	36.175	218.9	
3	2'14.801	28.439	30.229	40.259	35.874	219.5	3	2'15.538	28.631	30.427	40.169	36.311	214.8	
4	2'15.071	28.463	30.378	40.275	35.955	218.3	4	2'16.039	28.995	30.365	40.439	36.240	213.6	
5	2'15.231	28.620	30.421	40.263	35.927	217.8	5	2'15.940	28.714	30.536	40.329	36.361	217.7	
6	2'15.368	28.505	30.408	40.422	36.033	218.5	6	2'16.266	28.861	30.523	40.612	36.270	213.2	
7	2'15.711	28.620	30.520	40.554	36.017	217.0	7	2'16.208	28.801	30.431	40.595	36.381	212.5	
8	2'16.118	28.893	30.532	40.509	36.184	216.3	8	2'16.066	28.758	30.435	40.502	36.371	212.3	
9	2'16.075	28.629	30.702	40.547	36.197	215.2	9	2'16.435	28.782	30.500	40.937	36.216	211.4	
10	2'16.048	28.733	30.604	40.614	36.097	215.4	10	2'16.226	28.968	30.351	40.677	36.230	216.1	
11	2'16.574	28.751	30.597	40.852	36.374	215.1	11	2'15.967	28.593	30.308	40.843	36.223	219.7	
12	2'16.281	28.714	30.653	40.788	36.126	214.1	12	2'16.372	28.855	30.430	40.702	36.385	215.3	
13	2'16.348	28.854	30.620	40.567	36.307	213.6	13	2'16.098	28.809	30.559	40.467	36.263	211.1	
14	2'16.507	28.919	30.686	40.712	36.190	215.1	14	2'16.445	28.737	30.608	40.776	36.324	211.9	
15	2'16.603	28.805	30.685	40.896	36.217	214.8	15	2'16.434	28.772	30.561	40.724	36.377	212.3	
16	2'16.425	28.791	30.635	40.761	36.238	214.2	16	2'16.554	28.906	30.573	40.780	36.295	211.6	
17	2'17.035	28.915	30.910	40.900	36.310	214.1	17	2'16.180	28.832	30.561	40.757	36.030	211.9	
18	2'17.482	28.994	30.699	41.192	36.597	213.6	18	2'16.739	28.754	30.534	41.130	36.321	213.8	
8th	39	Luis SALOM Stipa-Molenaar Racin SPA						11th	14	Johann ZARCO WTR San Marino Tea FRA				
1	2'24.203	35.778	31.271	40.805	36.349		1	2'23.688	35.890	30.841	40.616	36.341		
2	2'15.150	28.584	30.252	40.316	35.998	219.7	2	2'15.819	28.691	30.396	40.347	36.385	216.7	
3	2'15.271	28.534	30.312	40.335	36.090	221.5	3	2'16.381	28.830	30.507	40.585	36.459	220.6	
4	2'15.675	28.645	30.318	40.561	36.151	218.8	4	2'15.553	28.608	30.477	40.275	36.193	219.1	
5	2'16.394	28.875	30.715	40.579	36.225	214.8	5	2'15.937	28.729	30.654	40.310	36.244	213.4	
6	2'16.209	28.747	30.484	40.670	36.308	218.4	6	2'15.983	28.804	30.422	40.441	36.316	215.1	
7	2'16.170	28.715	30.467	40.592	36.396	216.4	7	2'18.610	28.603	30.806	40.349	38.852	219.0	
8	2'16.198	28.876	30.391	40.578	36.353	216.1	8	2'16.665	29.118	30.647	40.494	36.406	205.6	
9	2'16.227	28.660	30.665	40.681	36.221	216.8	9	2'16.635	28.718	30.733	40.568	36.616	212.1	
10	2'16.009	28.770	30.360	40.667	36.212	217.9	10	2'16.361	28.782	30.730	40.565	36.284	210.8	
11	2'16.486	28.889	30.469	40.670	36.458	218.7	11	2'16.433	28.805	30.670	40.582	36.376	211.1	
12	2'17.348	29.059	30.449	41.773	36.067	218.0	12	2'16.415	28.658	30.764	40.617	36.376	211.2	
13	2'15.648	28.614	30.319	40.682	36.033	217.7	13	2'16.524	28.702	30.728	40.694	36.400	210.5	
14	2'15.912	28.597	30.461	40.649	36.205	215.7	14	2'16.739	28.811	30.691	40.792	36.445	211.2	
15	2'16.435	28.847	30.518	40.755	36.315	219.1	15	2'17.054	28.915	30.956	40.743	36.440	210.7	
16	2'16.706	28.928	30.816	40.808	36.154	217.5	16	2'16.986	28.930	30.929	40.722	36.405	211.1	
17	2'15.905	28.679	30.562	40.632	36.032	218.0	17	2'16.587	28.882	30.785	40.583	36.337	211.7	
18	2'16.428	28.686	30.514	40.860	36.368	218.0	18	2'16.994	28.931	30.839	40.746	36.478	211.0	

Fastest Lap:

2'13.773 28.201 30.018 39.962 35.592

These data/results cannot be reproduced, stored and/or transmitted in whole or in part by any manner of electronic, mechanical, photocopying, recording, broadcasting or otherwise now known or herein after developed without the previous express consent by the copyright owner, except for reproduction in daily press and regular printed publications on sale to the public within 60 days of the event related to those data/results and always provided that copyright symbol appears together as follows below.

© DORNA, 2010



Race

125cc

Lap	Lap Time	T1	T2	T3	T4	Speed	Lap	Lap Time	T1	T2	T3	T4	Speed								
12th	23	Alberto MONCAYO				Andalucia Cajasal			SPA			15th	78	Marcel SCHROTTE				Interwetten Honda 12			GER
1	2'23.815	35.447	31.371	40.926	36.071		1	2'25.209	36.307	31.270	41.047	36.585									
2	2'16.128	28.745	30.405	40.771	36.207	221.5	2	2'18.314	29.301	30.835	41.022	37.156	211.1								
3	2'16.262	28.602	30.673	40.767	36.220	220.8	3	2'17.531	29.241	30.746	40.982	36.562	212.0								
4	2'16.326	28.844	30.406	40.980	36.096	221.6	4	2'17.104	29.055	30.713	40.948	36.388	212.2								
5	2'15.692	28.530	30.316	40.763	36.083	220.0	5	2'16.938	29.036	30.696	40.660	36.546	211.2								
6	2'15.838	28.772	30.281	40.686	36.099	222.2	6	2'17.158	29.218	30.639	40.725	36.576	210.9								
7	2'16.088	28.534	30.405	40.661	36.488	219.5	7	2'17.094	29.145	30.816	40.722	36.411	207.5								
8	2'15.671	28.669	30.290	40.643	36.069	219.3	8	2'17.495	29.038	30.750	40.776	36.931	209.2								
9	2'15.922	28.655	30.428	40.932	35.907	219.2	9	2'17.170	29.111	30.666	40.843	36.550	206.1								
10	2'16.528	28.772	30.580	41.068	36.108	220.1	10	2'16.782	28.997	30.696	40.669	36.420	208.4								
11	2'16.366	28.692	30.606	40.876	36.192	222.0	11	2'17.401	28.973	30.648	41.031	36.749	209.3								
12	2'16.341	28.652	30.525	41.115	36.049	217.6	12	2'18.223	29.284	30.944	41.165	36.830	205.9								
13	2'16.446	28.704	30.437	41.176	36.129	216.3	13	2'17.678	29.089	30.919	40.962	36.708	206.5								
14	2'16.803	28.759	30.607	41.101	36.336	217.6	14	2'17.989	29.209	31.050	41.009	36.721	206.3								
15	2'17.232	28.804	30.678	41.120	36.630	215.5	15	2'18.119	29.128	31.322	40.950	36.719	206.6								
16	2'18.396	29.073	30.879	41.582	36.862	212.8	16	2'17.443	29.068	30.786	40.957	36.632	205.8								
17	2'18.483	29.136	31.019	41.481	36.847	210.8	17	2'17.802	29.021	30.869	40.978	36.934	206.6								
18	2'18.243	29.277	30.711	41.215	37.040	208.4	18	2'18.220	29.128	30.805	41.528	36.759	204.4								
13th	26	Adrian MARTIN				Aeroport de Castello - SPA			16th	63	Zulfahmi KHAIRUD				AirAsia - Sepang Int.			MAL			
1	2'24.496	35.726	31.513	41.172	36.085		1	2'27.177	36.993	31.650	41.875	36.659									
2	2'16.780	28.892	30.627	41.126	36.135	216.6	2	2'18.537	29.303	31.247	41.401	36.586	216.3								
3	2'17.069	28.822	30.851	41.050	36.346	216.0	3	2'17.585	29.263	30.843	40.859	36.620	217.4								
4	2'16.724	28.842	30.608	41.141	36.133	214.7	4	2'17.694	28.967	30.943	41.169	36.615	215.7								
5	2'16.660	28.960	30.664	40.938	36.098	214.5	5	2'17.548	29.144	30.828	41.032	36.544	214.5								
6	2'17.176	29.013	30.688	41.185	36.290	213.7	6	2'17.350	29.006	30.666	41.168	36.510	215.3								
7	2'17.169	28.902	30.663	41.135	36.469	213.4	7	2'18.016	29.153	31.117	41.033	36.713	215.0								
8	2'17.137	29.059	30.628	41.173	36.277	212.7	8	2'17.315	29.122	30.826	40.792	36.575	212.2								
9	2'17.145	29.070	30.725	41.192	36.158	212.1	9	2'17.753	29.145	31.110	40.889	36.609	212.3								
10	2'17.276	29.074	30.746	41.006	36.450	212.2	10	2'17.605	29.262	30.823	40.995	36.525	211.5								
11	2'17.314	29.052	30.728	41.030	36.504	212.3	11	2'17.496	29.060	30.723	41.200	36.513	212.6								
12	2'17.485	28.962	30.742	41.348	36.433	211.3	12	2'17.674	29.173	30.815	41.099	36.587	212.4								
13	2'17.344	29.021	30.791	41.218	36.314	211.3	13	2'17.479	29.175	30.759	40.999	36.546	212.3								
14	2'17.584	29.100	30.893	41.197	36.394	211.8	14	2'17.545	29.190	30.731	40.959	36.665	212.9								
15	2'17.850	29.154	30.813	41.444	36.439	211.6	15	2'17.694	29.220	30.722	41.152	36.600	212.1								
16	2'17.958	29.146	30.915	41.503	36.394	210.8	16	2'17.950	29.342	30.849	40.995	36.764	210.3								
17	2'18.173	29.236	31.026	41.352	36.559	210.7	17	2'17.739	29.354	30.891	41.033	36.461	211.9								
18	2'18.957	29.338	31.020	41.814	36.785	209.8	18	2'17.459	29.230	30.788	40.864	36.577	211.4								
14th	84	Jakub KORNFEIL				Racing Team German			CZE			17th	69	Louis ROSSI				CBC Corse			FRA
1	2'26.153	36.500	31.510	41.360	36.783		1	2'26.736	36.396	31.541	42.051	36.748									
2	2'18.332	29.421	31.102	41.184	36.625	211.8	2	2'18.494	29.644	30.973	40.989	36.888	212.2								
3	2'17.853	29.377	30.859	40.761	36.856	212.6	3	2'17.977	29.627	30.657	40.913	36.780	210.2								
4	2'17.514	29.444	30.812	40.710	36.548	209.7	4	2'18.148	29.347	30.740	41.154	36.907	211.1								
5	2'17.656	29.329	30.707	40.898	36.722	209.7	5	2'17.463	29.165	30.665	40.878	36.755	211.8								
6	2'18.096	29.537	30.762	40.998	36.799	209.1	6	2'17.671	29.192	30.757	40.937	36.785	212.6								
7	2'17.892	29.213	31.280	40.776	36.623	211.9	7	2'17.865	29.332	30.789	41.094	36.650	211.0								
8	2'17.360	29.256	30.801	40.624	36.679	207.9	8	2'18.169	29.482	31.042	40.952	36.693	210.9								
9	2'17.337	29.252	30.764	40.615	36.706	208.1	9	2'18.159	29.373	30.852	41.066	36.868	209.5								
10	2'17.046	29.244	30.617	40.612	36.573	208.5	10	2'18.519	29.443	31.042	41.162	36.872	208.5								
11	2'17.396	29.264	30.702	40.685	36.745	207.7	11	2'19.146	29.461	30.981	41.509	37.195	208.2								
12	2'17.394	29.365	30.713	40.679	36.637	207.6	12	2'20.343	29.747	31.656	41.703	37.237	206.9								
13	2'17.244	29.222	30.717	40.666	36.639	208.0	13	2'19.309	29.427	31.343	41.413	37.126	208.9								
14	2'17.286	29.287	30.679	40.667	36.653	208.5	14	2'19.461	29.662	31.193	41.375	37.231	207.3								
15	2'17.410	29.427	30.834	40.581	36.568	208.3	15	2'19.322	29.668	31.224	41.389	37.041	206.3								
16	2'17.254	29.173	30.717	40.653	36.711	209.3	16	2'18.980	29.597	31.061	41.279	37.043	206.7								
17	2'16.883	29.169	30.609	40.543	36.562	209.7	17	2'19.277	29.536	31.042	41.612	37.087	206.7								
18	2'17.563	29.059	30.666	40.778	37.060	209.6	18	2'19.214	29.602	31.072	41.467	37.073	206.1								

Fastest Lap:

2'13.773 28.201 30.018 39.962 35.592

These data/results cannot be reproduced, stored and/or transmitted in whole or in part by any manner of electronic, mechanical, photocopying, recording, broadcasting or otherwise now known or herein after developed without the previous express consent by the copyright owner, except for reproduction in daily press and regular printed publications on sale to the public within 60 days of the event related to those data/results and always provided that copyright symbol appears together as follows below.

© DORNA, 2010

Official MotoGP Timing by TISSOT
www.motogp.com



Sepang, Sunday, October 10, 2010

Page 3 of 4



Race

125cc

Lap	Lap Time	T1	T2	T3	T4	Speed	Lap	Lap Time	T1	T2	T3	T4	Speed	
18th	72	Marco RAVAIOLI Lambretta Reparto Co ITA						4	2'17.004	28.915	30.672	40.841	36.576	208.1
							5	2'16.826	29.055	30.725	40.532	36.514	207.9	
							6	2'17.051	28.970	30.818	40.778	36.485	207.9	
1	2'27.663	37.415	31.599	41.877	36.772		7	2'16.730	28.889	30.714	40.721	36.406	206.9	
2	2'18.393	29.139	31.013	41.593	36.648	213.4	8	2'17.011	28.810	30.777	40.774	36.650	206.9	
3	2'18.073	29.271	30.758	41.278	36.766	212.4	9	2'17.426	29.366	30.710	40.761	36.589	206.4	
4	2'17.556	29.142	30.858	41.085	36.471	209.9	10	2'17.196	29.021	30.705	40.828	36.642	206.8	
5	2'17.444	29.110	30.834	41.062	36.438	212.6	11	2'39.596 P	29.107	30.731	44.317	55.441	206.3	
6	2'17.914	29.217	30.830	41.229	36.638	212.1	22nd 53 Jasper IWEMA CBC Corse NED							
7	2'18.236	29.232	30.859	41.376	36.769	210.2	1	2'27.234	37.326	31.613	41.696	36.599		
8	2'17.992	29.108	30.930	41.266	36.688	208.3	2	2'18.278	29.364	31.014	41.355	36.545	216.0	
9	2'18.286	29.130	30.857	41.486	36.813	209.4	3	2'17.166	29.152	30.721	40.896	36.397	216.9	
10	2'18.351	29.242	31.023	41.326	36.760	207.6	4	2'17.994	29.380	31.039	41.054	36.521	216.0	
11	2'18.622	29.126	30.973	41.481	37.042	207.9	5	2'17.065	29.201	30.686	40.835	36.343	213.4	
12	2'19.825	29.692	31.429	41.720	36.984	207.7	6	2'17.554	29.131	30.829	41.216	36.378	215.2	
13	2'19.841	29.555	31.423	41.825	37.038	204.4	7	2'36.189 P	29.225	31.931	44.607	50.426	212.3	
14	2'19.572	29.695	31.331	41.519	37.027	207.9	23rd 50 Sturla FAGERHAUG AirAsia - Sepang Int. NOR							
15	2'19.161	29.542	31.282	41.394	36.943	207.3	1	2'26.504	36.702	31.574	41.560	36.668		
16	2'19.443	29.634	31.223	41.702	36.884	206.9	2	2'17.428	29.204	30.775	40.839	36.610	213.4	
17	2'19.388	29.430	31.273	41.630	37.055	205.2	3	2'17.462	29.366	30.674	40.955	36.467	214.0	
18	2'18.870	29.432	31.263	41.286	36.889	205.1	4	2'17.057	29.056	30.995	40.622	36.384	212.1	
19th 96 Tommaso GABRIEL Ongetta Team ITA							5	2'16.735	29.009	30.681	40.605	36.440	213.6	
1	2'28.821	37.235	31.945	42.480	37.161		6	2'17.925	28.973	30.642	40.648	37.662	212.2	
2	2'19.695	29.631	30.982	42.025	37.057	210.8	24th 15 Simone GROTZKYJ Fontana Racing ITA							
3	2'20.066	29.571	31.083	41.999	37.413	210.4	1	2'26.876	37.109	31.710	41.563	36.494		
4	2'20.025	29.664	31.280	41.754	37.327	208.9	2	2'17.196	28.985	30.689	40.905	36.617	216.6	
5	2'20.235	29.610	31.286	41.950	37.389	209.3	3	2'17.438	29.015	30.587	41.540	36.296	218.5	
6	2'20.770	29.798	31.381	42.141	37.450	208.6	4	2'17.366	29.058	30.731	41.144	36.433	215.9	
7	2'20.781	29.691	31.769	41.851	37.470	207.7	5	2'16.710	28.937	30.653	40.698	36.422	215.3	
8	2'21.235	29.793	31.761	42.025	37.656	206.6	unfinished	29.030	30.607			215.2		
9	2'21.281	29.756	31.491	42.328	37.706	206.7	25th 87 Luca MARCONI Ongetta Team ITA							
10	2'20.843	29.813	31.501	41.889	37.640	206.4	1	2'28.188	37.610	31.705	41.916	36.957		
11	2'21.041	29.846	31.492	42.173	37.530	205.5	2	2'19.389	29.533	31.363	41.571	36.922	210.7	
12	2'21.333	29.949	31.605	42.221	37.558	206.2	3	2'19.080	29.445	31.080	41.454	37.101	210.2	
13	2'22.142	29.985	31.823	42.472	37.862	206.1	4	2'19.715	29.449	31.428	41.892	36.946	208.8	
14	2'21.963	29.892	31.694	42.320	38.057	205.5	5	2'20.198	29.540	31.568	41.887	37.203	208.7	
15	2'21.667	29.899	31.850	42.288	37.630	205.0	unfinished	39.849	37.744			207.6		
16	2'22.400	29.981	32.153	42.462	37.804	205.7	26th 32 Lorenzo SAVADORI Matteoni Racing ITA							
17	2'21.943	29.961	31.549	42.794	37.639	204.6	1	2'27.751	37.011	31.456	41.781	37.503		
18	2'22.972	30.248	31.984	42.737	38.003	204.8	2	2'19.150	29.370	30.866	41.664	37.250	209.6	
20th 99 Danny WEBB Andalucia Cajasol GBR							3	2'32.735 P	29.563	31.155	41.514	50.503	205.4	
1	2'23.198	35.397	31.142	40.672	35.987		21st 52 Danny KENT Lambretta Reparto Co GBR							
2	2'16.259	28.848	30.372	40.792	36.247	224.2	1	2'25.730	36.052	31.756	41.204	36.718		
3	2'16.310	28.879	30.697	40.492	36.242	222.3	2	2'17.676	28.995	30.750	41.082	36.849	209.8	
4	2'15.844	29.105	30.412	40.582	35.745	216.8	3	2'17.425	29.136	30.662	40.928	36.699	207.1	
5	2'15.879	28.625	30.371	40.438	36.445	219.0	Fastest Lap: 2'13.773 28.201 30.018 39.962 35.592							
6	2'15.870	28.787	30.396	40.638	36.049	219.0	These data/results cannot be reproduced, stored and/or transmitted in whole or in part by any manner of electronic, mechanical, photocopying, recording, broadcasting or otherwise now known or herein after developed without the previous express consent by the copyright owner, except for reproduction in daily press and regular printed publications on sale to the public within 60 days of the event related to those data/results and always provided that copyright symbol appears together as follows below.							
7	2'16.496	28.767	30.646	40.643	36.440	219.9	© DORNA, 2010							
8	2'15.623	28.673	30.319	40.581	36.050	216.6	Official MotoGP Timing by TISSOT							
9	2'15.700	28.562	30.319	40.718	36.101	221.4	www.motogp.com							
10	2'16.086	28.832	30.440	40.623	36.191	213.5	Sepang, Sunday, October 10, 2010							
11	2'16.101	28.717	30.512	40.676	36.196	214.1	Page 4 of 4							
unfinished		29.174				212.2	 							

Fastest Lap:

2'13.773 28.201 30.018 39.962 35.592

These data/results cannot be reproduced, stored and/or transmitted in whole or in part by any manner of electronic, mechanical, photocopying, recording, broadcasting or otherwise now known or herein after developed without the previous express consent by the copyright owner, except for reproduction in daily press and regular printed publications on sale to the public within 60 days of the event related to those data/results and always provided that copyright symbol appears together as follows below.

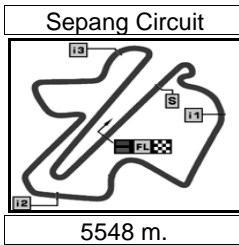
© DORNA, 2010

Official MotoGP Timing by TISSOT
www.motogp.com

Sepang, Sunday, October 10, 2010

Page 4 of 4





Computerised results and timing service provided by TISSOT

125cc

SHELL ADVANCE MALAYSIAN MOTORCYCLE GRAND

Race

Analysis by Lap

23

Num Lap Time Gap

Num	Lap	Time	Gap	Num	Lap	Time	Gap	Num	Lap	Time	Gap
Lap 1											
40	2'	20.761		35	2'	15.940	7.783	78	2'	17.094	19.987
44	2'	21.924	1.163	7	2'	14.550	2.144	84	2'	17.892	24.135
38	2'	22.210	1.449	38	2'	14.531	2.449	63	2'	18.016	24.546
93	2'	22.282	1.521	11	2'	14.461	2.598	69	2'	17.865	24.993
7	2'	22.459	1.698	12	2'	14.801	3.364	72	2'	18.236	25.918
71	2'	22.804	2.043	35	2'	15.538	4.989	96	2'	20.781	41.032
11	2'	22.863	2.102	39	2'	15.271	5.182	53	2'	36.189	42.119
12	2'	23.036	2.275	99	2'	16.310	6.325	Lap 8			
99	2'	23.198	2.437	71	2'	16.667	6.379	40	2'	15.407	
35	2'	23.411	2.650	14	2'	16.381	6.446	93	2'	15.743	0.239
14	2'	23.688	2.927	23	2'	16.262	6.763	44	2'	16.138	0.460
23	2'	23.815	3.054	26	2'	17.069	8.903	38	2'	14.821	0.770
39	2'	24.203	3.442	52	2'	17.425	11.389	7	2'	14.782	0.963
26	2'	24.496	3.735	78	2'	17.531	11.612	11	2'	14.874	1.376
78	2'	25.209	4.448	50	2'	17.462	11.952	12	2'	16.118	5.266
52	2'	25.730	4.969	15	2'	17.438	12.068	35	2'	16.066	9.911
84	2'	26.153	5.392	84	2'	17.853	12.896	39	2'	16.198	10.231
50	2'	26.504	5.743	53	2'	17.166	13.236	99	2'	15.623	10.440
69	2'	26.736	5.975	69	2'	17.977	13.765	23	2'	15.671	10.781
15	2'	26.876	6.115	63	2'	17.585	13.857	71	2'	15.703	11.255
63	2'	27.177	6.416	72	2'	18.073	14.687	14	2'	16.665	13.597
53	2'	27.234	6.473	87	2'	19.080	17.215	26	2'	17.137	18.172
72	2'	27.663	6.902	96	2'	20.066	19.140	52	2'	17.011	20.414
32	2'	27.751	6.990	32	2'	32.735	30.194	78	2'	17.495	21.804
87	2'	28.188	7.427	Lap 4				84	2'	17.360	25.817
96	2'	28.821	8.060	40	2'	14.341		63	2'	17.315	26.183
Lap 2											
40	2'	14.334		93	2'	14.049	0.361	69	2'	18.169	27.484
93	2'	13.960	1.147	44	2'	14.153	1.050	72	2'	17.992	28.232
44	2'	14.463	1.292	38	2'	14.629	2.737	96	2'	21.235	46.589
7	2'	14.577	1.941	7	2'	15.095	2.898	Lap 9			
38	2'	15.150	2.265	11	2'	14.647	2.904	40	2'	14.803	
11	2'	14.716	2.484	12	2'	15.071	4.094	93	2'	14.760	0.196
12	2'	14.969	2.910	39	2'	15.675	6.516	44	2'	14.732	0.389
35	2'	15.482	3.798	35	2'	16.039	6.687	38	2'	14.698	0.665
71	2'	16.350	4.059	14	2'	15.553	7.658	7	2'	14.644	0.804
39	2'	15.150	4.258	99	2'	15.844	7.828	11	2'	14.749	1.322
99	2'	16.259	4.362	71	2'	16.290	8.328	12	2'	16.075	6.538
14	2'	15.819	4.412	23	2'	16.326	8.748	99	2'	15.700	11.337
23	2'	16.128	4.848	26	2'	16.724	11.286	35	2'	16.435	11.543
26	2'	16.780	6.181	52	2'	17.004	14.052	39	2'	16.227	11.655
52	2'	17.676	8.311	78	2'	17.104	14.375	23	2'	15.922	11.900
78	2'	18.314	8.428	50	2'	17.057	14.668	71	2'	15.803	12.255
50	2'	17.428	8.837	15	2'	17.366	15.093	14	2'	16.635	15.429
15	2'	17.196	8.977	84	2'	17.514	16.069	26	2'	17.145	20.514
84	2'	18.332	9.390	53	2'	17.994	16.889	52	2'	17.426	23.037
69	2'	18.494	10.135	63	2'	17.694	17.210	78	2'	17.170	24.171
53	2'	18.278	10.417	69	2'	18.148	17.572	84	2'	17.337	28.351
63	2'	18.537	10.619	72	2'	17.556	17.902	63	2'	17.753	29.133
72	2'	18.393	10.961	87	2'	19.715	22.589	69	2'	18.159	30.840
32	2'	19.150	11.806	96	2'	20.025	24.824	72	2'	18.286	31.715
87	2'	19.389	12.482	Lap 5				96	2'	21.281	53.067
96	2'	19.695	13.421	93	2'	14.483		Lap 10			
Lap 3											
40	2'	14.347		40	2'	15.010	0.166	93	2'	14.736	
93	2'	13.853	0.653	44	2'	14.191	0.397	44	2'	14.753	0.210
Lap 6											
44	2'	14.357	0.251	38	2'	14.823	2.716	40	2'	15.352	0.420
44	2'	14.341	0.466	7	2'	14.866	2.920	38	2'	15.020	0.753
38	2'	14.807	3.251	11	2'	15.213	3.273	7	2'	15.013	0.885
7	2'	14.717	3.365	12	2'	15.231	4.481	Lap 11			
84	2'	17.656	18.881	Lap 7				93	2'	14.457	
53	2'	17.065	19.110	44	2'	15.996		44	2'	14.385	0.138
63	2'	17.548	19.914	93	2'	16.636	0.174	40	2'	14.270	0.233
69	2'	17.463	20.191	40	2'	16.482	0.271	7	2'	14.245	0.673
72	2'	17.444	20.502	38	2'	14.838	1.627	38	2'	14.914	1.210
87	2'	20.198	27.943	7	2'	14.956	1.859	11	2'	14.645	1.371
96	2'	20.235	30.215	11	2'	15.098	2.180	12	2'	16.574	9.771
Lap 8											
40	2'	15.407		12	2'	15.711	4.826	99	2'	16.101	14.135
93	2'	15.743	0.239	35	2'	16.208	9.523	35	2'	15.967	14.347
44	2'	16.138	0.460	39	2'	16.170	9.711	39	2'	16.486	14.761
38	2'	14.821	0.770	99	2'	16.496	10.495	71	2'	16.003	14.800
7	2'	14.782	0.963	23	2'	16.088	10.788	23	2'	16.366	15.405
11	2'	14.874	1.376	71	2'	16.186	11.230	14	2'	16.433	18.834
12	2'	16.118	5.266	14	2'	18.610	12.610	26	2'	17.314	25.715
35	2'	16.066	9.911	26	2'	17.169	16.713	78	2'	17.401	28.965
39	2'	16.198	10.231	52	2'	16.730	19.081	84	2'	17.396	33.404
99	2'	15.623	10.440	Lap 9				63	2'	17.496	34.845
23	2'	15.671	10.781	40	2'	14.803		69	2'	19.146	39.116
71	2'	15.703	11.255	93	2'	14.760	0.196	72	2'	18.622	39.299
14	2'	16.665	13.597	44	2'	14.732	0.389	52	2'	39.596	50.440
26	2'	17.137	18.172	38	2'	14.698	0.665	96	2'	21.041	105.562
52	2'	17.011	20.414	7	2'	14.644	0.804	Lap 12			
78	2'	17.495	21.804	11	2'	14.749	1.322	93	2'	13.893	
84	2'	17.360	25.817	12	2'	16.075	6.538	44	2'	14.349	0.594
63	2'	17.315	26.183	99	2'	15.700	11.337	40	2'	14.444	0.784
69	2'	18.169	27.484	35	2'	16.435	11.543	7	2'	14.754	1.534
72	2'	17.992	28.232	39	2'	16.227	11.655	38	2'	14.796	2.113
96	2'	21.235	46.589	23	2'	15.922	11.900	11	2'	14.894	2.372
Lap 10											
40	2'	14.803		71	2'	15.803	12.255	12	2'	16.281	12.159
93	2'	14.760	0.196	14	2'	16.635	15.429	35	2'	16.372	16.826
44	2'	14.732	0.389	26	2'	17.145	20.514	71	2'	16.136	17.043
38	2'	14.698	0.665	52	2'	17.426	23.037	23	2'	16.341	17.853
7	2'	14.644	0.804	78	2'	17.170	24.171	14	2'	16.415	21.356
11	2'	14.749	1.322	84	2'	17.337	28.351	26	2'	17.485	29.307
12	2'	16.075	6.538	63	2'	17.753	29.133	78	2'	18.223	33.295
99	2'	15.700	11.337	69	2'	18.159	30.840	84	2'	17.394	36.905
35	2'	16.435	11.543	72	2'	18.286	31.715	63	2'	17.674	38.626
39	2'	16.227	11.655	96	2'	21.281	53.067	72	2'	19.825	45.231
23	2'	15.922	11.900	Lap 11				69	2'	20.343	45.566
71	2'	15.803	12.255	93	2'	14.457		96	2'	21.333	113.002
14	2'	16.635	15.429	44	2'	14.385	0.138	Lap 12			
26	2'	17.145	20.514	40	2'	14.270	0.233	93	2'	13.893	
52	2'	17.426	23.037	7	2'	14.245	0.673	44	2'	14.349	0.594
78	2'	17.170	24.171	38	2'	14.914	1.210	40	2'	14.444	0.784
84	2'	17.337	28.351	11	2'	14.645	1.371	7	2'	14.754	1.534
63	2'	17.753	29.133	12	2'	16.574	9.771	38	2'	14.796	2.113
69	2'	18.159	30.840	99	2'	16.101	14.135	11	2'	14.894	2.372
72	2'	18.286	31.715	35	2'	15.967	14.347	12	2'	16.281	12.159
96	2'	21.281	53.067	39	2'						

Num Lap Time Gap

Lap 13

93	2'13.773		11	2'15.438	5.984
44	2'14.391	1.212	12	2'16.425	21.634
40	2'14.344	1.355	35	2'16.554	25.949
38	2'14.407	2.747	71	2'16.628	26.155
7	2'15.028	2.789	39	2'16.706	26.509
11	2'14.862	3.461	23	2'18.396	30.322
12	2'16.348	14.734	14	2'16.986	32.251
35	2'16.098	19.151	26	2'17.958	43.635
71	2'16.125	19.395	78	2'17.443	48.116
39	2'15.648	20.091	84	2'17.254	49.691
23	2'16.446	20.526	63	2'17.950	52.886
14	2'16.524	24.107	69	2'18.980	1'06.230
26	2'17.344	32.878	72	2'19.443	1'06.840
78	2'17.678	37.200	96	2'22.400	1'44.766
84	2'17.244	40.376			
63	2'17.479	42.332			
69	2'19.309	51.102			
72	2'19.841	51.299			
96	2'22.142	1'21.371			

Lap 14

93	2'13.959		93	2'14.316	
44	2'14.338	1.591	44	2'14.898	2.169
40	2'14.606	2.002	40	2'14.908	3.264
38	2'15.017	3.805	7	2'15.272	6.558
7	2'15.101	3.931	11	2'15.060	6.728
11	2'14.701	4.203	38	2'15.854	7.061
12	2'16.507	17.282	12	2'17.035	24.353
35	2'16.445	21.637	71	2'15.870	27.709
71	2'16.379	21.815	35	2'16.180	27.813
39	2'15.912	22.044	39	2'15.905	28.098
23	2'16.803	23.370	23	2'18.483	34.489
14	2'16.739	26.887	14	2'16.587	34.522
26	2'17.584	36.503	26	2'18.173	47.492
78	2'17.989	41.230	78	2'17.802	51.602
84	2'17.286	43.703	84	2'16.883	52.258
63	2'17.545	45.918	63	2'17.739	56.309
69	2'19.461	56.604	69	2'19.277	1'11.191
72	2'19.572	56.912	72	2'19.388	1'11.912
96	2'21.963	1'29.375	96	2'21.943	1'52.393

Lap 15

93	2'14.278		93	2'15.187	
44	2'14.593	1.906	44	2'15.359	2.341
40	2'14.762	2.486	40	2'15.579	3.656
38	2'15.121	4.648	7	2'15.409	6.780
7	2'15.130	4.783	38	2'15.259	7.133
11	2'15.019	4.944	11	2'15.756	7.297
12	2'16.603	19.607	12	2'17.482	26.648
35	2'16.434	23.793	71	2'16.817	29.339
71	2'16.388	23.925	39	2'16.428	29.339
39	2'16.435	24.201	35	2'16.739	29.365
23	2'17.232	26.324	14	2'16.994	36.329
14	2'17.054	29.663	23	2'18.243	37.545
26	2'17.850	40.075	26	2'18.957	51.262
78	2'18.119	45.071	84	2'17.563	54.634
84	2'17.410	46.835	78	2'18.220	54.635
63	2'17.694	49.334	63	2'17.459	58.581
69	2'19.322	1'01.648	69	2'19.214	1'15.218
72	2'19.161	1'01.795	72	2'18.870	1'15.595
96	2'21.667	1'36.764	96	2'22.972	2'00.178

Lap 16

93	2'14.398	
44	2'14.079	1.587
40	2'14.584	2.672
38	2'15.273	5.523
7	2'15.217	5.602

Lapped rider

These data/results cannot be reproduced, stored and/or transmitted in whole or in part by any manner of electronic, mechanical, photocopying, recording, broadcasting or otherwise now known or herein after developed without the previous express consent by the copyright owner, except for reproduction in daily press and regular printed publications on sale to the public within 60 days of the event related to those data/results and always provided that copyright symbol appears together as follows below.

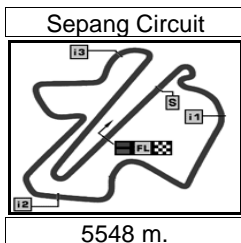
© DORNA, 2010

Official MotoGP Timing by **TISSOT**
www.motogp.com

Sepang, Sunday, October 10, 2010

Page 2 of 2





Computerised results and timing service provided by **TISSOT**

125cc

SHELL ADVANCE MALAYSIAN MOTORCYCLE GRAND

2010 Rookie of the Year Classification

24

Rider	<i>Nation</i>	<i>Point</i>	QAT	SPA	FRA	ITA	GBR	NED	CAT	GER	CZE	INP	RSM	ARA	JPN	MAL	AUS	POR	VAL
1 MONCAYO Alberto	SPA	55	3	10	-	-	4	5	3	-	4	8	3	-	11	4			
2 SALOM Luis	SPA	47	-	1	6	-	-	8	-	-	6	4	-	6	8	8			
3 MARTIN Adrian	SPA	30	-	3	1	-	-	-	5	-	5	-	1	5	7	3			
4 KORNFEIL Jakub	CZE	20	-	2	-	-	-	1	-	-	11	2	-	2	-	2			
5 SCHROTTER Marcel	GER	20	-	4	-	3	-	-	2	2	3	-	-	3	2	1			
6 FAGERHAUG Sturla	NOR	8	-	-	-	-	-	-	-	7	-	-	-	1	-	-			
7 KHAIRUDDIN Zulfahm	MAL	3	-	-	-	-	-	-	1	1	1	-	-	-	-	-			

TROPHY Michel Metraux Classification

Rider	<i>Nation</i>	<i>Point</i>	QAT	SPA	FRA	ITA	GBR	NED	CAT	GER	CZE	INP	RSM	ARA	JPN	MAL	AUS	POR	VAL
1 MARQUEZ Marc	SPA	247	16	-	16	25	25	25	25	25	9	6	25	-	25	25			
2 TEROL Nicolas	SPA	244	25	20	20	20	13	20	-	-	25	25	20	20	20	16			
3 SMITH Bradley	GBR	171	8	13	11	13	16	13	20	11	10	-	13	16	16	11			
4 CORTESE Sandro	GER	132	11	5	10	-	10	11	13	16	-	20	11	11	4	10			
5 RABAT Esteve	SPA	127	9	16	9	9	7	-	-	13	16	11	9	9	10	9			
6 KOYAMA Tomoyosh	JPN	109	7	11	8	8	11	2	10	20	7	-	8	10	-	7			
7 KRUMMENACHER R	SWI	90	10	8	2	10	9	10	9	5	-	9	7	-	5	6			
8 WEBB Danny	GBR	80	5	-	7	6	6	9	6	9	-	10	6	7	9	-			
9 ZARCO Johann	FRA	77	4	9	5	7	8	4	8	10	-	3	4	4	6	5			
10 FOLGER Jonas	GER	56	1	-	3	5	1	6	7	-	13	7	5	8	-	-			
11 MONCAYO Alberto	SPA	55	3	10	-	-	4	5	3	-	4	8	3	-	11	4			
12 SALOM Luis	SPA	46	-	-	6	-	-	8	-	-	6	4	-	6	8	8			
13 IWEMA Jasper	NED	34	2	6	4	2	3	3	-	-	8	5	-	-	1	-			
14 MARTIN Adrian	SPA	30	-	3	1	-	-	-	5	-	5	-	1	5	7	3			
15 KORNFEIL Jakub	CZE	20	-	2	-	-	-	1	-	-	11	2	-	2	-	2			
16 MASBOU Alexis	FRA	20	6	7	-	4	-	-	-	3	-	-	-	-	-	-			
17 SCHROTTER Marcel	GER	20	-	4	-	3	-	-	2	2	3	-	-	3	2	1			
18 GROTZKYJ Simone	ITA	19	-	-	-	1	2	7	4	-	-	-	2	-	3	-			
19 FAGERHAUG Sturla	NOR	8	-	-	-	-	-	-	-	7	-	-	-	1	-	-			
20 SAVADORI Lorenzo	ITA	5	-	-	-	-	-	-	-	4	-	1	-	-	-	-			
21 KHAIRUDDIN Zulfah	MAL	3	-	-	-	-	-	-	1	1	1	-	-	-	-	-			
22 ROSSI Louis	FRA	2	-	-	-	-	-	-	-	-	2	-	-	-	-	-			

These data/results cannot be reproduced, stored and/or transmitted in whole or in part by any manner of electronic, mechanical, photocopying, recording, broadcasting or otherwise now known or herein after developed without the previous express consent by the copyright owner, except for reproduction in daily press and regular printed publications on sale to the public within 60 days of the event related to those data/results and always provided that copyright symbol appears together as follows below.

© DORNA, 2010

Official MotoGP Timing by **TISSOT**
www.motogp.com

Sepang, Sunday, October 10, 2010





Computerised results and timing service provided by **TISSOT**

After the **SHELL ADVANCE MALAYSIAN MOTORCYCLE GRAND PRIX**

125cc

2010 Riders Performance

(Qualifying Position - Race Position)

25

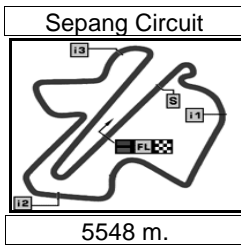
Rider	Points	QAT	SPA	FRA	ITA	GBR	NED	CAT	GER	CZE	INP	RSM	ARA	JPN	MAL	AUS	POR	VAL
1 MARQUEZ Marc	247	1-3	1-NC	4-3	6-1	1-1	1-1	1-1	1-1	4-7	1-10	2-1	1-NC	1-1	1-1	-	-	-
2 TEROL Nicolas	244	3-1	5-2	1-2	4-2	4-4	3-2	4-NC	-	2-1	2-1	3-2	3-2	2-2	3-3	-	-	-
3 ESPARGARO Pol	235	2-4	2-1	2-1	2-3	3-2	4-3	2-3	2-NC	3-2	5-3	4-6	5-1	7-4	4-2	-	-	-
4 SMITH Bradley	171	9-8	7-4	5-5	3-4	2-3	2-4	3-2	3-5	1-6	3-NC	1-4	6-3	3-3	2-5	-	-	-
5 CORTESE Sandro	132	7-5	6-11	3-6	1-NC	11-6	5-5	5-4	4-3	5-16	4-2	6-5	2-5	4-12	6-6	-	-	-
6 RABAT Esteve	127	10-7	4-3	10-7	7-7	6-9	8-NC	7-NL	9-4	12-3	10-5	8-7	11-7	6-6	7-7	-	-	-
7 VAZQUEZ Efen	123	4-2	3-NC	12-4	8-5	9-11	7-NC	8-5	6-8	6-NC	6-4	7-3	4-4	10-NL	5-4	-	-	-
8 KOYAMA Tomoyoshi	109	6-9	11-5	6-8	10-8	7-5	14-14	6-6	7-2	8-9	9-NC	5-8	10-6	5-22	9-9	-	-	-
9 KRUMMENACHER Randy	90	5-6	10-8	7-14	5-6	10-7	12-6	14-7	5-11	7-17	13-7	13-9	7-EX	12-11	10-10	-	-	-
10 WEBB Danny	80	13-11	8-NC	8-9	13-10	8-10	11-7	16-10	10-7	11-NL	11-6	9-10	12-9	13-7	12-NC	-	-	-
11 ZARCO Johann	77	11-12	12-7	9-11	9-9	5-8	17-12	10-8	8-6	9-19	8-13	10-12	8-12	18-10	11-11	-	-	-
12 FOLGER Jonas	56	18-15	19-NC	13-13	23-11	24-15	32-10	12-9	11-16	13-4	12-9	11-11	9-8	11-NL	-	-	-	-
13 MONCAYO Alberto	55	14-13	9-6	17-17	14-NC	12-12	9-11	13-13	13-NC	15-12	15-8	14-13	16-17	9-5	14-12	-	-	-
14 SALOM Luis	47	23-NC	25-15	11-10	12-NS	13-NC	15-8	15-NC	21-NC	10-10	7-12	12-NC	13-10	14-8	8-8	-	-	-
15 IWEMA Jasper	34	12-14	13-10	15-12	11-14	14-13	6-13	20-NL	12-NC	17-8	19-11	17-21	17-NC	22-15	24-NC	-	-	-
16 MARTIN Adrian	30	20-20	15-13	16-15	33-NS	17-16	20-16	19-11	19-NC	22-11	20-NC	16-15	14-11	15-9	15-13	-	-	-
17 KORNFEIL Jakub	20	21-19	20-14	23-19	21-17	21-20	16-15	28-16	16-17	14-5	18-14	19-16	18-14	20-NC	19-14	-	-	-
18 MASBOU Alexis	20	8-10	17-9	18-16	17-12	18-NC	13-NC	9-NC	14-13	16-NC	16-NS	30-NC	-	-	-	-	-	-
19 SCHROTTER Marcel	20	15-16	18-12	20-18	18-13	20-17	18-18	23-14	15-14	18-13	17-NC	18-17	19-13	21-14	18-15	-	-	-
20 GROTZKYJ Simone	19	-	-	-	20-15	15-14	10-9	11-12	17-NC	19-NC	14-17	15-14	21-NC	8-13	16-NC	-	-	-
21 FAGERHAUG Sturla	8	16-18	23-NC	21-20	19-NC	16-18	19-17	17-NC	22-9	20-20	-	31-NC	24-15	24-NL	21-NC	-	-	-
22 KARTHEININGER Daniel	6	-	-	-	-	-	-	-	26-10	-	-	-	-	-	-	-	-	-
23 SAVADORI Lorenzo	5	22-NL	22-NC	19-NC	25-NC	23-21	26-NL	29-NS	25-12	24-NC	21-15	23-NC	-	29-NC	20-NC	-	-	-
24 KHAIRUDDIN Zufahmi	3	17-21	31-20	24-25	27-21	22-NC	25-22	18-15	20-15	23-15	23-NC	20-NC	15-16	27-19	22-16	-	-	-
25 ROSSI Louis	2	19-17	16-NC	22-21	31-NC	19-19	21-19	24-17	24-NC	21-14	24-NC	21-19	22-NC	23-18	17-17	-	-	-

NC=Not classified NL=Not finished first lap NP=Not started race re-start N2=Not finished first lap race re-start EX=Excluded NS=Not Started DS=Disqualified

These data/results cannot be reproduced, stored and/or transmitted in whole or in part by any manner of electronic, mechanical, photocopying, recording, broadcasting or otherwise now known or herein after developed without the previous express consent by the copyright owner, except for reproduction in daily press and regular printed publications on sale to the public within 60 days of the event related to those data/results and always provided that copyright symbol appears together as follows below.
© DORNA, 2010

Official MotoGP Timing by **TISSOT**
www.motogp.com





Computerised results and timing service provided by **TISSOT**

125cc

SHELL ADVANCE MALAYSIAN MOTORCYCLE GRAND P
Official Starting Grid

Race : 18 laps = 99.864 km



1	1 2'13.398 93 Marc MARQUEZ Derbi	2	2 2'13.691 38 Bradley SMITH Aprilia	3	3 2'14.104 40 Nicolas TEROL Aprilia	4	4 2'14.105 44 Poi ESPARGARO Derbi
2	5 2'14.415 7 Efen VAZQUEZ Derbi	6	6 2'14.551 11 Sandro CORTESE Derbi	7	7 2'14.772 12 Esteve RABAT Aprilia	8	8 2'15.494 39 Luis SALOM Aprilia
3	9 2'15.541 71 Tomoyoshi KOYAMA Aprilia	10	10 2'15.967 35 Randy KRUMMENACHER Aprilia	11	11 2'16.150 14 Johann ZARCO Aprilia	12	12 2'16.286 99 Danny WEBB Aprilia
4	13 2'16.392 52 Danny KENT Lambretta	14	14 2'16.543 23 Alberto MONCAYO Aprilia	15	15 2'16.706 26 Adrian MARTIN Aprilia	16	16 2'17.151 15 Simone GROTZKYJ Aprilia
5	17 2'17.154 69 Louis ROSSI Aprilia	18	18 2'17.268 78 Marcel SCHROTTER Honda	19	19 2'17.441 84 Jakub KORNFEIL Aprilia	20	20 2'17.802 32 Lorenzo SAVADORI Aprilia
6	21 2'17.878 50 Sturla FAGERHAUG Aprilia	22	22 2'17.896 63 Zulfahmi KHAIRUDDIN Aprilia	23	23 2'17.953 72 Marco RAVAIOLI Lambretta	24	24 2'18.515 53 Jasper IWEMA Aprilia
7	25 2'19.444 87 Luca MARCONI Aprilia	26	26 2'21.190 96 Tommaso GABRIELLI Aprilia				

The results are provisional until the end of the limit for protest and appeals and until the ratification of the Event Management Committee.

Time limit for protest expires 60' at the latest after publication of the results - Mr. Time:

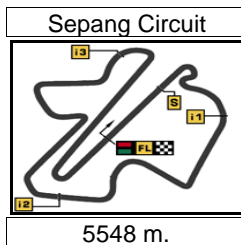
These data/results cannot be reproduced, stored and/or transmitted in whole or in part by any manner of electronic, mechanical, photocopying, recording, broadcasting or otherwise now known or herein after developed without the previous express consent by the copyright owner, except for reproduction in daily press and regular printed publications on sale to the public within 60 days of the event related to those data/results and always provided that copyright symbol appears together as follows below.

© DORNA, 2010

Official MotoGP Timing by **TISSOT**
 www.motogp.com



Sepang, Sunday, October 10, 2010



Computerised results and timing service provided by **TISSOT**

125cc

**SHELL ADVANCE MALAYSIAN MOTORCYCLE GRAND
Race
Top Speed & Average**



<i>Rider</i>	<i>Nation</i>	<i>Motorcycle</i>	<i>Top 5 speeds</i>					<i>Average</i>	<i>Top</i>
99 Danny WEBB	GBR	APRILIA	224.2	222.3	221.4	219.9	219.0	221.0	224.2
7 Efren VAZQUEZ	SPA	DERBI	223.2	222.8	222.5	221.8	221.6	222.4	223.2
44 Pol ESPARGARO	SPA	DERBI	222.6	221.8	221.2	221.1	220.9	221.4	222.6
23 Alberto MONCAYO	SPA	APRILIA	222.2	222.0	221.6	221.5	220.8	221.6	222.2
12 Esteve RABAT	SPA	APRILIA	222.1	219.5	218.5	218.3	217.8	219.2	222.1
40 Nicolas TEROL	SPA	APRILIA	221.8	220.7	220.6	219.4	219.2	220.3	221.8
39 Luis SALOM	SPA	APRILIA	221.5	219.7	219.1	218.8	218.7	219.6	221.5
93 Marc MARQUEZ	SPA	DERBI	220.9	220.4	220.4	220.3	218.4	220.1	220.9
38 Bradley SMITH	GBR	APRILIA	220.7	220.5	220.5	220.5	220.4	220.5	220.7
14 Johann ZARCO	FRA	APRILIA	220.6	219.1	219.0	216.7	215.1	218.1	220.6
11 Sandro CORTESE	GER	DERBI	220.4	219.6	219.4	218.5	217.7	219.1	220.4
35 Randy KRUMMENACHER	SWI	APRILIA	219.7	218.9	217.7	216.1	215.3	217.5	219.7
71 Tomoyoshi KOYAMA	JPN	APRILIA	219.5	218.8	217.7	217.2	216.4	217.7	219.5
15 Simone GROTZKYJ	ITA	APRILIA	218.5	216.6	215.9	215.3	215.2	216.3	218.5
63 Zulfahmi KHAIRUDDIN	MAL	APRILIA	217.4	216.3	215.7	215.3	215.0	215.9	217.4
53 Jasper IWEMA	NED	APRILIA	216.9	216.0	216.0	215.2	213.4	215.5	216.9
26 Adrian MARTIN	SPA	APRILIA	216.6	216.0	214.7	214.5	213.7	215.1	216.6
50 Sturla FAGERHAUG	NOR	APRILIA	214.0	213.6	213.4	212.2	212.1	213.1	214.0
72 Marco RAVAIOLI	ITA	LAMBRETTA	213.4	212.6	212.4	212.1	210.2	212.1	213.4
84 Jakub KORNFEL	CZE	APRILIA	212.6	211.9	211.8	209.7	209.7	210.9	212.6
69 Louis ROSSI	FRA	APRILIA	212.6	212.2	211.8	211.1	211.0	211.7	212.6
78 Marcel SCHROTTER	GER	HONDA	212.2	212.0	211.2	211.1	210.9	211.5	212.2
96 Tommaso GABRIELLI	ITA	APRILIA	210.8	210.4	209.3	208.9	208.6	209.6	210.8
87 Luca MARCONI	ITA	APRILIA	210.7	210.2	208.8	208.7	207.6	209.2	210.7
52 Danny KENT	GBR	LAMBRETTA	209.8	208.1	207.9	207.9	207.1	208.2	209.8
32 Lorenzo SAVADORI	ITA	APRILIA	209.6	205.4				207.5	209.6

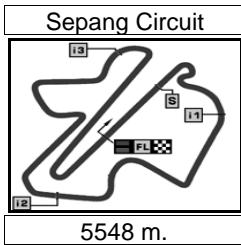
These data/results cannot be reproduced, stored and/or transmitted in whole or in part by any manner of electronic, mechanical, photocopying, recording, broadcasting or otherwise now known or herein after developed without the previous express consent by the copyright owner, except for reproduction in daily press and regular printed publications on sale to the public within 60 days of the event related to those data/results and always provided that copyright symbol appears together as follows below.

© DORNA, 2010

Official MotoGP Timing by **TISSOT**
www.motogp.com




Sepang, Sunday, October 10, 2010



Computerised results and timing service provided by **TISSOT**

125cc

**SHELL ADVANCE MALAYSIAN MOTORCYCLE GRAND
Race
Fastest Laps Sequence**

<i>Lap</i>	<i>Race Time</i>	 <i>Rider</i>	<i>Nation</i>	<i>Motorcycle</i>	<i>Time</i>	<i>Km/h</i>	<i>Riders's Lap</i>
1	2'20.761	40 Nicolas TEROL	SPA	APRILIA	2'20.761	141.891	1
2	4'35.095	40 Nicolas TEROL	SPA	APRILIA	2'14.334	148.680	2
2	4'36.242	93 Marc MARQUEZ	SPA	DERBI	2'13.960	149.095	2
3	6'50.095	93 Marc MARQUEZ	SPA	DERBI	2'13.853	149.214	3
13	29'16.897	93 Marc MARQUEZ	SPA	DERBI	2'13.773	149.303	13

These data/results cannot be reproduced, stored and/or transmitted in whole or in part by any manner of electronic, mechanical, photocopying, recording, broadcasting or otherwise now known or herein after developed without the previous express consent by the copyright owner, except for reproduction in daily press and regular printed publications on sale to the public within 60 days of the event related to those data/results and always provided that copyright symbol appears together as follows below.

© DORNA, 2010

Official MotoGP Timing by **TISSOT**
www.motogp.com



Sepang, Sunday, October 10, 2010