

Computerised results and timing service provided by **TISSOT**

Moto2

SHELL ADVANCE MALAYSIAN MOTORCYCLE GRAND

Race

Classification after 19 laps = 105.412 km

17

Pos	Rider	Nation	Team	Motorcycle	Total Time	Km/h	Gap
1	25 44 Roberto ROLFO	ITA	Italtrans S.T.R.	SUTER	41'09.412	153.673	
2	20 15 Alex DE ANGELIS	RSM	JIR Moto2	MOTOBI	41'09.452	153.671	0.040
3	16 29 Andrea IANNONE	ITA	Fimmco Speed Up	SPEED UP	41'15.327	153.306	5.915
4	13 24 Toni ELIAS	SPA	Gresini Racing Moto2	MORIWAKI	41'15.734	153.281	6.322
5	11 6 Alex DEBON	SPA	Aeroport de Castello - Ajo	FTR	41'21.324	152.935	11.912
6	10 17 Karel ABRAHAM	CZE	Cardion AB Motoracing	FTR	41'21.870	152.902	12.458
7	9 65 Stefan BRADL	GER	Viessmann Kiefer Racing	SUTER	41'21.931	152.898	12.519
8	8 77 Dominique AEGERTER	SWI	Technomag-CIP	SUTER	41'22.001	152.894	12.589
9	7 16 Jules CLUZEL	FRA	Forward Racing	SUTER	41'24.422	152.745	15.010
10	6 3 Simone CORSI	ITA	JIR Moto2	MOTOBI	41'26.119	152.640	16.707
11	5 55 Hector FAUBEL	SPA	Marc VDS Racing Team	SUTER	41'29.591	152.427	20.179
12	4 25 Alex BALDOLINI	ITA	Caretta Technology Race Dept	I.C.P.	41'29.874	152.410	20.462
13	3 68 Yonny HERNANDEZ	COL	Blusens-STX	BQR-MOTO2	41'31.050	152.338	21.638
14	2 56 Michael RANSEDER	AUT	Vector Kiefer Racing	SUTER	41'31.800	152.292	22.388
15	1 71 Claudio CORTI	ITA	Forward Racing	SUTER	41'33.924	152.163	24.512
16	14 Ratthapark WILAIROT	THA	Thai Honda PTT Singha SAG	BIMOTA	41'35.778	152.050	26.366
17	80 Axel PONS	SPA	Tenerife 40 Pons	PONS KALEX	41'40.142	151.784	30.730
18	9 Kenny NOYES	USA	Jack & Jones by A.Banderas	PROMOHARRIS	41'40.492	151.763	31.080
19	10 Fonsi NIETO	SPA	Holiday Gym G22	MORIWAKI	41'41.651	151.693	32.239
20	53 Valentin DEBISE	FRA	WTR San Marino Team	ADV	41'43.216	151.598	33.804
21	60 Julian SIMON	SPA	Mapfre Aspar Team	SUTER	41'48.860	151.257	39.448
22	87 Mohamad ZAMRI BABA	MAL	Petronas SIC TWMR Malaysia	MORIWAKI	41'55.443	150.861	46.031
23	5 Joan OLIVE	SPA	Jack & Jones by A.Banderas	PROMOHARRIS	41'56.669	150.787	47.257
24	8 Anthony WEST	AUS	MZ Racing Team	MZ-RE HONDA	41'59.470	150.620	50.058
25	28 Kazuki WATANABE	JPN	Racing Team Germany	SUTER	42'00.242	150.574	50.830
26	63 Mike DI MEGLIO	FRA	Mapfre Aspar Team	SUTER	42'01.383	150.505	51.971
27	39 Robertino PIETRI	VEN	Italtrans S.T.R.	SUTER	42'08.567	150.078	59.155
28	66 Hirofumi KUNIKAWA	JPN	Bimota - M Racing	BIMOTA	42'26.171	149.040	1'16.759
29	95 Mashel AL NAIMI	QAT	Blusens-STX	BQR-MOTO2	42'53.361	147.465	1'43.949
Not Classified							
	2 Gabor TALMACSI	HUN	Fimmco Speed Up	SPEED UP	28'24.037	152.371	6 laps
	45 Scott REDDING	GBR	Marc VDS Racing Team	SUTER	28'46.112	150.422	6 laps
	40 Sergio GADEA	SPA	Tenerife 40 Pons	PONS KALEX	28'58.248	149.372	6 laps
	35 Raffaele DE ROSA	ITA	Tech 3 Racing	TECH 3	23'12.917	143.388	9 laps
	72 Yuki TAKAHASHI	JPN	Tech 3 Racing	TECH 3	17'32.716	151.781	11 laps
	12 Thomas LUTHI	SWI	Interwetten Moriwaki Moto2	MORIWAKI	15'13.539	153.041	12 laps
	61 Vladimir IVANOV	UKR	Gresini Racing Moto2	MORIWAKI	13'24.084	149.035	13 laps
	46 Javier FORES	SPA	Maquenza-SAG Team	BIMOTA	13'30.930	147.776	13 laps
	70 Ferruccio LAMBORGHINI	ITA	Matteoni Racing	MORIWAKI	13'48.606	144.624	13 laps
	88 Yannick GUERRA	SPA	Holiday Gym G22	MORIWAKI	2'23.685	139.004	18 laps

The results are provisional until the end of the limit for protest and appeals.

Time limit for protest expires 60' after publication of the results - Mr. Time:

These data/results cannot be reproduced, stored and/or transmitted in whole or in part by any manner of electronic, mechanical, photocopying, recording, broadcasting or otherwise now known or herein after developed without the previous express consent by the copyright owner, except for reproduction in daily press and regular printed publications on sale to the public within 60 days of the event related to those data/results and always provided that copyright symbol appears together as follows below.

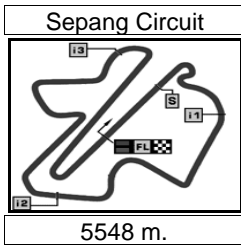
© DORNA, 2010

Official MotoGP Timing by **TISSOT**
www.motogp.com

Sepang, Sunday, October 10, 2010

Page 1 of 2





Computerised results and timing service provided by **TISSOT**

Moto2

SHELL ADVANCE MALAYSIAN MOTORCYCLE GRAND

Race

Classification after 19 laps = 105.412 km

17

Pos	Rider	Nation	Team	Motorcycle	Total Time	Km/h	Gap
-----	-------	--------	------	------------	------------	------	-----

Race condition: Dry
 Air: 33°
 Humidity: 34%
 Ground: 44°

Pole Position:		Julian SIMON	2'08.562	155.355 Km/h
Fastest Lap (New record):	Lap 7	Julian SIMON	2'08.691	155.199 Km/h
Circuit Record Lap:		New category		
Circuit Best Lap:	2010	Julian SIMON	2'08.562	155.355 Km/h

14:00'00

14:13'00

14:17'42

14:20'26

14:21'48	Yannick GUERRA	crashed out - Rider OK
14:23'25	Raffaele DE ROSA	crashed out - Rider OK
14:23'35	Raffaele DE ROSA	re-joined race
14:29'45	Mike DI MEGLIO	crashed out - Rider OK
14:29'53	Mike DI MEGLIO	re-joined race
14:31'31	Ferruccio LAMBORGHINI	entered pits and retired
14:32'27	Javier FORES	retired
14:33'06	Vladimir IVANOV	crashed out - Rider OK
14:33'18	Julian SIMON	crashed out - Rider OK
14:33'38	Julian SIMON	re-joined race
14:33'53	Thomas LUTHI	crashed out - Rider OK
14:38'01	Yuki TAKAHASHI	crashed out - Rider OK
14:40'55	Raffaele DE ROSA	entered pits and retired
14:46'28	Scott REDDING	entered pits and retired
14:46'40	Sergio GADEA	entered pits and retired
14:47'10	Gabor TALMACSI	crashed out - Rider OK

SIGHTING LAP START

WARM UP LAP START

RACE START

No jump start

The results are provisional until the end of the limit for protest and appeals.

Time limit for protest expires 60' after publication of the results - Mr. Time:

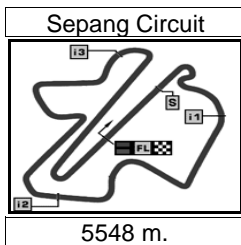
These data/results cannot be reproduced, stored and/or transmitted in whole or in part by any manner of electronic, mechanical, photocopying, recording, broadcasting or otherwise now known or herein after developed without the previous express consent by the copyright owner, except for reproduction in daily press and regular printed publications on sale to the public within 60 days of the event related to those data/results and always provided that copyright symbol appears together as follows below.

© DORNA, 2010

Official MotoGP Timing by **TISSOT**
 www.motogp.com

Sepang, Sunday, October 10, 2010





Computerised results and timing service provided by **TISSOT**

Moto2

SHELL ADVANCE MALAYSIAN MOTORCYCLE GRAND

World Championship Classification

18

Rider	<i>Nation</i>	<i>Points</i>	QAT	SPA	FRA	ITA	GBR	NED	CAT	GER	CZE	INP	RSM	ARA	JPN	MAL	AUS	POR	VAL
1 ELIAS Toni	SPA	262	13	25	25	11	6	20	11	25	25	25	25	13	25	13			
2 SIMON Julian	SPA	168	-	8	20	7	16	10	16	-	11	20	20	20	20	-			
3 IANNONE Andrea	ITA	163	-	-	13	25	4	25	3	20	16	13	-	25	3	16			
4 LUTHI Thomas	SWI	138	9	16	-	13	20	16	20	-	5	9	16	6	8	-			
5 CORSI Simone	ITA	119	8	11	16	16	-	4	10	-	8	11	13	11	5	6			
6 CLUZEL Jules	FRA	101	16	5	-	-	25	9	2	4	13	-	10	10	-	7			
7 TALMACSI Gabor	HUN	95	7	7	11	9	-	3	5	10	10	8	9	16	-	-			
8 TAKAHASHI Yuki	JPN	86	-	13	-	8	-	6	25	-	20	-	-	4	10	-			
9 TOMIZAWA Shoya	JPN	82	25	20	-	10	10	11	-	-	6	-	-	-	-	-			
10 ROLFO Roberto	ITA	75	11	4	6	-	-	-	-	16	-	-	6	-	7	25			
11 DEBON Alex	SPA	63	20	-	-	6	11	-	-	-	9	-	-	-	6	11			
12 BRADL Stefan	GER	61	-	2	7	2	-	-	-	7	7	-	11	7	9	9			
13 GADEA Sergio	SPA	59	6	10	10	20	1	-	-	-	2	10	-	-	-	-			
14 ABRAHAM Karel	CZE	59	2	-	-	-	-	7	13	11	-	-	-	-	16	10			
15 REDDING Scott	GBR	58	-	-	5	-	13	5	-	-	-	16	-	8	11	-			
16 AEGERTER Dominiqu	SWI	57	5	3	-	-	7	-	-	8	-	5	8	9	4	8			
17 DE ANGELIS Alex	RSM	44	-	-	-	5	-	-	6	-	-	-	-	-	13	20			
18 NIETO Fonsi	SPA	41	3	-	8	1	5	-	8	13	3	-	-	-	-	-			
19 WILAIROT Ratthapark	THA	30	-	-	9	-	3	13	-	-	-	-	4	1	-	-			
20 HERNANDEZ Yonny	COL	30	-	6	4	-	-	1	4	6	-	1	5	-	-	3			
21 DI MEGLIO Mike	FRA	24	-	-	-	-	9	8	-	-	-	4	-	3	-	-			
22 CORTI Claudio	ITA	19	-	-	1	-	-	-	-	-	-	3	7	5	2	1			
23 NOYES Kenny	USA	18	-	9	-	-	-	-	9	-	-	-	-	-	-	-			
24 BALDOLINI Alex	ITA	18	4	-	2	3	-	-	-	5	-	-	-	-	-	4			
25 WEST Anthony	AUS	17	-	1	-	-	-	-	7	3	-	6	-	-	-	-			
26 FAUBEL Hector	SPA	13	-	-	-	4	-	-	-	-	4	-	-	-	-	5			
27 PASINI Mattia	ITA	12	10	-	-	-	-	2	-	-	-	-	-	-	-	-			
28 CUDLIN Damian	AUS	9	-	-	-	-	-	-	-	9	-	-	-	-	-	-			
29 SIMEON Xavier	BEL	9	-	-	-	-	8	-	-	1	-	-	-	-	-	-			
30 DI SALVO Jason	USA	7	-	-	-	-	-	-	-	-	-	7	-	-	-	-			
31 DE ROSA Raffaele	ITA	5	-	-	-	-	-	-	-	-	1	-	3	-	1	-			
32 PESEK Lukas	CZE	5	1	-	3	-	-	-	-	-	-	-	1	-	-	-			
33 RANSEDER Michael	AUT	4	-	-	-	-	-	-	-	-	-	-	2	-	-	2			
34 PIRRO Michele	ITA	2	-	-	-	-	-	-	-	-	-	-	-	2	-	-			
35 PONS Axel	SPA	2	-	-	-	-	-	-	-	-	-	2	-	-	-	-			
36 IVANOV Vladimir	UKR	2	-	-	-	-	-	-	-	2	-	-	-	-	-	-			
37 TODE Arne	GER	2	-	-	-	-	2	-	-	-	-	-	-	-	-	-			
38 TESHIMA Yusuke	JPN	1	-	-	-	-	-	-	1	-	-	-	-	-	-	-			

These data/results cannot be reproduced, stored and/or transmitted in whole or in part by any manner of electronic, mechanical, photocopying, recording, broadcasting or otherwise now known or herein after developed without the previous express consent by the copyright owner, except for reproduction in daily press and regular printed publications on sale to the public within 60 days of the event related to those data/results and always provided that copyright symbol appears together as follows below.
© DORNA, 2010



Rider*Nation Points* QAT SPA FRA ITA GBR NED CAT GER CZE INP RSM ARA JPN MAL AUS POR VAL**Constructor***Points* QAT SPA FRA ITA GBR NED CAT GER CZE INP RSM ARA JPN MAL AUS POR VAL

	<i>Points</i>	QAT	SPA	FRA	ITA	GBR	NED	CAT	GER	CZE	INP	RSM	ARA	JPN	MAL	AUS	POR	VAL
1 MORIWAKI	287	13	25	25	13	20	20	20	25	25	25	25	13	25	13			
2 SUTER	261	25	20	20	10	25	11	16	16	13	20	20	20	20	25			
3 SPEED UP	188	7	7	13	25	4	25	5	20	16	13	9	25	3	16			
4 MOTOBI	143	10	11	16	16	-	4	10	-	8	11	13	11	13	20			
5 FTR	111	20	-	-	6	11	7	13	11	9	7	-	-	16	11			
6 TECH 3	89	-	13	-	8	-	6	25	-	20	-	3	4	10	-			
7 PONS KALEX	68	6	10	10	20	1	-	-	9	2	10	-	-	-	-			
8 BIMOTA	30	-	-	9	-	3	13	-	-	-	-	4	1	-	-			
9 BQR-MOTO2	30	-	6	4	-	-	1	4	6	-	1	5	-	-	3			
10 PROMOHARRIS	18	-	9	-	-	-	-	9	-	-	-	-	-	-	-			
11 I.C.P.	18	4	-	2	3	-	-	-	5	-	-	-	-	-	4			
12 MZ-RE HONDA	17	-	1	-	-	-	-	7	3	-	6	-	-	-	-			
13 FORCE GP210	11	-	-	-	5	-	-	6	-	-	-	-	-	-	-			
14 RSV	10	2	8	-	-	-	-	-	-	-	-	-	-	-	-			

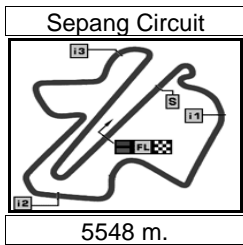
These data/results cannot be reproduced, stored and/or transmitted in whole or in part by any manner of electronic, mechanical, photocopying, recording, broadcasting or otherwise now known or herein after developed without the previous express consent by the copyright owner, except for reproduction in daily press and regular printed publications on sale to the public within 60 days of the event related to those data/results and always provided that copyright symbol appears together as follows below.

© DORNA, 2010

Official MotoGP Timing by **TISSOT**
www.motogp.com



Sepang, Sunday, October 10, 2010



Computerised results and timing service provided by **TISSOT**

Moto2

SHELL ADVANCE MALAYSIAN MOTORCYCLE GRAND

Race

Lap Chart

19

Pos	1	2	3	4	5	6	7	8	9	10	11	12	13	14	15	16	17	18	19	20	21	22	23	24	25	26	27	28	29	30	31	32	33	34	35	36	37	38	39
Grid	60	15	12	24	44	29	17	45	56	6	77	71	16	25	2	10	55	72	63	35	40	65	14	80	9	8	68	5	53	46	87	28	61	39	88	70	95	66	3

1	24	12	15	29	44	45	60	77	2	16	6	10	65	17	14	35	72	56	63	68	25	55	3	71	40	53	80	39	9	8	5	88	87	46	61	28	66	70	95
2	24	12	45	29	60	15	44	77	2	16	6	65	17	14	35	56	10	72	55	68	3	25	71	63	53	80	40	9	39	8	5	46	61	28	87	70	95	66	
3	12	24	45	29	60	44	15	77	2	65	6	17	16	14	56	72	68	55	10	3	71	25	63	53	80	40	9	8	39	5	46	61	28	87	70	95	66	35	
4	12	29	24	60	45	15	44	77	2	65	16	17	6	14	56	68	72	55	3	25	71	63	10	80	53	40	9	8	39	5	28	46	61	87	70	95	66	35	
5	29	12	60	24	45	15	44	77	65	2	17	16	6	68	14	56	72	55	3	25	71	63	80	53	10	40	9	28	39	5	61	87	8	46	70	95	66	35	
6	29	12	24	45	15	44	60	77	17	65	16	68	2	6	14	56	72	55	3	25	71	80	40	10	9	53	28	39	5	61	87	8	46	95	66	63	70	35	
7	29	12	24	45	15	44	60	77	17	65	6	16	68	2	14	56	55	72	3	25	71	80	40	9	10	53	28	5	39	87	8	66	95	63	35				
8	29	24	15	45	44	77	65	17	6	2	68	16	14	56	55	72	3	25	71	80	40	9	53	10	5	87	28	39	8	60	63	66	95	35					
9	29	24	15	45	44	65	77	17	6	16	2	55	14	68	3	56	25	71	40	80	9	53	10	5	28	87	39	8	60	63	66	95	35						
10	29	24	15	44	45	17	65	77	6	16	2	55	68	14	3	25	56	71	40	80	10	9	53	87	28	5	8	39	60	63	66	95	35						
L	11	29	15	44	24	45	17	65	77	6	16	2	68	55	3	25	14	71	56	40	80	10	9	53	87	28	5	39	8	60	63	66	95						
a	12	44	29	15	24	17	65	77	6	45	16	68	55	3	2	25	71	14	56	80	9	10	53	40	87	28	5	8	39	60	63	66	95						
P	13	44	29	15	24	65	17	6	77	16	55	2	25	71	3	14	68	56	80	9	10	53	45	87	5	28	60	8	39	63	40	66	95						
S	14	44	29	15	24	65	17	6	77	16	55	3	25	71	14	68	56	80	9	10	53	87	60	5	8	28	39	63	66	95									
	15	44	15	29	24	6	17	65	77	16	55	3	25	14	68	71	56	80	9	53	10	60	87	5	8	28	39	63	66	95									
	16	44	15	29	24	6	17	65	77	16	3	55	25	68	71	56	14	9	80	10	53	60	87	5	8	28	39	63	66	95									
	17	44	15	29	24	6	17	65	77	16	3	55	25	68	56	71	14	9	80	53	10	60	87	5	8	28	63	39	66	95									
	18	44	15	29	24	17	6	65	77	16	3	55	25	68	56	71	14	9	80	10	53	60	87	5	8	28	63	39	66	95									
	19	44	15	29	24	6	17	65	77	16	3	55	25	68	56	71	14	80	9	10	53	60	87	5	8	28	63	39	66	95									

○ Winner □ Lapped rider

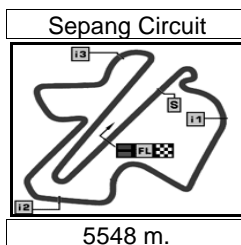
These data/results cannot be reproduced, stored and/or transmitted in whole or in part by any manner of electronic, mechanical, photocopying, recording, broadcasting or otherwise now known or herein after developed without the previous express consent by the copyright owner, except for reproduction in daily press and regular printed publications on sale to the public within 60 days of the event related to those data/results and always provided that copyright symbol appears together as follows below.

© DORNA, 2010

Official MotoGP Timing by **TISSOT**
www.motogp.com



Sepang, Sunday, October 10, 2010



Computerised results and timing service provided by **TISSOT**

Moto2

SHELL ADVANCE MALAYSIAN MOTORCYCLE GRAND

Race

Fastest Lap of Each Rider

20

	Rider	Nation	Team	Motorcycle	Time	Lap Total	Gap
1	60 Julian SIMON	SPA	Mapfre Aspar Team	SUTER	2'08.691	7 19	
2	29 Andrea IANNONE	ITA	Fimmco Speed Up	SPEED UP	2'08.865	5 19	0.174 0.174
3	15 Alex DE ANGELIS	RSM	JIR Moto2	MOTOBI	2'09.037	19 19	0.346 0.172
4	24 Toni ELIAS	SPA	Gresini Racing Moto2	MORIWAKI	2'09.057	6 19	0.366 0.020
5	44 Roberto ROLFO	ITA	Italtrans S.T.R.	SUTER	2'09.140	19 19	0.449 0.083
6	12 Thomas LUTHI	SWI	Interwetten Moriwaki Moto2	MORIWAKI	2'09.259	6 7	0.568 0.119
7	45 Scott REDDING	GBR	Marc VDS Racing Team	SUTER	2'09.324	5 13	0.633 0.065
8	17 Karel ABRAHAM	CZE	Cardion AB Motoracing	FTR	2'09.328	6 19	0.637 0.004
9	65 Stefan BRADL	GER	Viessmann Kiefer Racing	SUTER	2'09.341	7 19	0.650 0.013
10	68 Yonny HERNANDEZ	COL	Blusens-STX	BQR-MOTO2	2'09.431	4 19	0.740 0.090
11	77 Dominique AEGERTER	SWI	Technomag-CIP	SUTER	2'09.474	7 19	0.783 0.043
12	71 Claudio CORTI	ITA	Forward Racing	SUTER	2'09.619	11 19	0.928 0.145
13	6 Alex DEBON	SPA	Aeroporto de Castello - Ajo	FTR	2'09.637	7 19	0.946 0.018
14	55 Hector FAUBEL	SPA	Marc VDS Racing Team	SUTER	2'09.674	4 19	0.983 0.037
15	2 Gabor TALMACSI	HUN	Fimmco Speed Up	SPEED UP	2'09.690	4 13	0.999 0.016
16	16 Jules CLUZEL	FRA	Forward Racing	SUTER	2'09.713	4 19	1.022 0.023
17	14 Ratthapark WILAIROT	THA	Thai Honda PTT Singha SAG	BIMOTA	2'09.736	3 19	1.045 0.023
18	3 Simone CORSI	ITA	JIR Moto2	MOTOBI	2'09.741	15 19	1.050 0.005
19	25 Alex BALDOLINI	ITA	Caretta Technology Race Dept	I.C.P.	2'09.757	4 19	1.066 0.016
20	56 Michael RANSEDER	AUT	Vector Kiefer Racing	SUTER	2'09.868	3 19	1.177 0.111
21	72 Yuki TAKAHASHI	JPN	Tech 3 Racing	TECH 3	2'09.905	5 8	1.214 0.037
22	80 Axel PONS	SPA	Tenerife 40 Pons	PONS KALEX	2'10.061	4 19	1.370 0.156
23	40 Sergio GADEA	SPA	Tenerife 40 Pons	PONS KALEX	2'10.131	8 13	1.440 0.070
24	9 Kenny NOYES	USA	Jack & Jones by A.Banderas	PROMOHARRIS	2'10.324	5 19	1.633 0.193
25	63 Mike DI MEGLIO	FRA	Mapfre Aspar Team	SUTER	2'10.416	3 19	1.725 0.092
26	10 Fonsi NIETO	SPA	Holiday Gym G22	MORIWAKI	2'10.585	18 19	1.894 0.169
27	53 Valentin DEBISE	FRA	WTR San Marino Team	ADV	2'10.635	3 19	1.944 0.050
28	35 Raffaele DE ROSA	ITA	Tech 3 Racing	TECH 3	2'10.746	2 10	2.055 0.111
29	5 Joan OLIVE	SPA	Jack & Jones by A.Banderas	PROMOHARRIS	2'10.936	15 19	2.245 0.190
30	8 Anthony WEST	AUS	MZ Racing Team	MZ-RE HONDA	2'10.962	12 19	2.271 0.026
31	28 Kazuki WATANABE	JPN	Racing Team Germany	SUTER	2'11.097	5 19	2.406 0.135
32	87 Mohamad ZAMRI BABA	MAL	Petronas SIC TWMR Malaysia	MORIWAKI	2'11.175	18 19	2.484 0.078
33	61 Vladimir IVANOV	UKR	Gresini Racing Moto2	MORIWAKI	2'11.626	5 6	2.935 0.451
34	46 Javier FORES	SPA	Maquinsa-SAG Team	BIMOTA	2'11.741	3 6	3.050 0.115
35	39 Robertino PIETRI	VEN	Italtrans S.T.R.	SUTER	2'11.748	11 19	3.057 0.007
36	66 Hiromichi KUNIKAWA	JPN	Bimota - M Racing	BIMOTA	2'12.817	3 19	4.126 1.069
37	70 Ferruccio LAMBORGHINI	ITA	Matteoni Racing	MORIWAKI	2'12.857	3 6	4.166 0.040
38	95 Mashel AL NAIMI	QAT	Blusens-STX	BQR-MOTO2	2'12.950	9 19	4.259 0.093
39	88 Yannick GUERRA	SPA	Holiday Gym G22	MORIWAKI	2'23.685	1 1	14.994 10.735

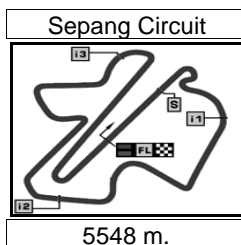
These data/results cannot be reproduced, stored and/or transmitted in whole or in part by any manner of electronic, mechanical, photocopying, recording, broadcasting or otherwise now known or herein after developed without the previous express consent by the copyright owner, except for reproduction in daily press and regular printed publications on sale to the public within 60 days of the event related to those data/results and always provided that copyright symbol appears together as follows below.

© DORNA, 2010

Official MotoGP Timing by **TISSOT**
www.motogp.com

Sepang, Sunday, October 10, 2010





Computerised results and timing service provided by **TISSOT**

Moto2

SHELL ADVANCE MALAYSIAN MOTORCYCLE GRAND

After the Race

Event Best Maximum Speed

21



<i>Rider</i>	<i>Nation Team</i>	<i>Motorcycle</i>	<i>Km/h</i>	
16 Jules CLUZEL	FRA Forward Racing	SUTER	265.9	Race
61 Vladimir IVANOV	UKR Gresini Racing Moto2	MORIWAKI	265.6	Race
25 Alex BALDOLINI	ITA Caretta Technology Race Dept	I.C.P.	265.6	Race
17 Karel ABRAHAM	CZE Cardion AB Motoracing	FTR	265.3	Race
29 Andrea IANNONE	ITA Fimmco Speed Up	SPEED UP	265.2	Warm Up
2 Gabor TALMACSI	HUN Fimmco Speed Up	SPEED UP	265.2	Race
6 Alex DEBON	SPA Aeroport de Castello - Ajo	FTR	265.0	Race
63 Mike DI MEGLIO	FRA Mapfre Aspar Team	SUTER	264.6	Warm Up
80 Axel PONS	SPA Tenerife 40 Pons	PONS KALEX	264.4	Free Practice Nr. 2
15 Alex DE ANGELIS	RSM JIR Moto2	MOTOBI	264.3	Race
40 Sergio GADEA	SPA Tenerife 40 Pons	PONS KALEX	264.1	Free Practice Nr. 1
55 Hector FAUBEL	SPA Marc VDS Racing Team	SUTER	263.7	Race
77 Dominique AEGERTER	SWI Technomag-CIP	SUTER	262.9	Race
60 Julian SIMON	SPA Mapfre Aspar Team	SUTER	262.7	Race
9 Kenny NOYES	USA Jack & Jones by A.Banderas	PROMOHARRIS	262.6	Free Practice Nr. 1
71 Claudio CORTI	ITA Forward Racing	SUTER	262.1	Race
72 Yuki TAKAHASHI	JPN Tech 3 Racing	TECH 3	261.7	Race
66 Hiromichi KUNIKAWA	JPN Bimota - M Racing	BIMOTA	261.6	Race
44 Roberto ROLFO	ITA Italtrans S.T.R.	SUTER	261.2	Race
35 Raffaele DE ROSA	ITA Tech 3 Racing	TECH 3	261.2	Qualifying Practice
10 Fonsi NIETO	SPA Holiday Gym G22	MORIWAKI	261.2	Race
12 Thomas LUTHI	SWI Interwetten Moriwaki Moto2	MORIWAKI	261.2	Race
14 Ratthapark WILAIROT	THA Thai Honda PTT Singha SAG	BIMOTA	261.2	Race
3 Simone CORSI	ITA JIR Moto2	MOTOBI	260.9	Race
56 Michael RANSEDER	AUT Vector Kiefer Racing	SUTER	260.8	Race
65 Stefan BRADL	GER Viessmann Kiefer Racing	SUTER	260.7	Race
45 Scott REDDING	GBR Marc VDS Racing Team	SUTER	260.4	Free Practice Nr. 1
24 Toni ELIAS	SPA Gresini Racing Moto2	MORIWAKI	260.4	Race
68 Yonny HERNANDEZ	COL Blusens-STX	BQR-MOTO2	260.2	Race
87 Mohamad ZAMRI BABA	MAL Petronas SIC TWMR Malaysia	MORIWAKI	260.2	Race
53 Valentin DEBISE	FRA WTR San Marino Team	ADV	260.0	Race
95 Mashel AL NAIMI	QAT Blusens-STX	BQR-MOTO2	259.9	Race
8 Anthony WEST	AUS MZ Racing Team	MZ-RE HONDA	259.9	Race
28 Kazuki WATANABE	JPN Racing Team Germany	SUTER	259.8	Race
5 Joan OLIVE	SPA Jack & Jones by A.Banderas	PROMOHARRIS	259.8	Qualifying Practice
88 Yannick GUERRA	SPA Holiday Gym G22	MORIWAKI	259.7	Free Practice Nr. 1
39 Robertino PIETRI	VEN Italtrans S.T.R.	SUTER	259.6	Qualifying Practice
46 Javier FORES	SPA Maquinsa-SAG Team	BIMOTA	258.7	Free Practice Nr. 1
70 Ferruccio LAMBORGHINI	ITA Matteoni Racing	MORIWAKI	257.6	Race

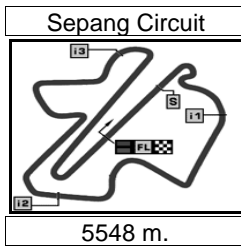
These data/results cannot be reproduced, stored and/or transmitted in whole or in part by any manner of electronic, mechanical, photocopying, recording, broadcasting or otherwise now known or herein after developed without the previous express consent by the copyright owner, except for reproduction in daily press and regular printed publications on sale to the public within 60 days of the event related to those data/results and always provided that copyright symbol appears together as follows below.

© DORNA, 2010

Official MotoGP Timing by **TISSOT**
www.motogp.com



Sepang, Sunday, October 10, 2010



Computerised results and timing service provided by **TISSOT**

Moto2

SHELL ADVANCE MALAYSIAN MOTORCYCLE GRAND

Race

Chronological Analysis of Performances

22

P Crossing the finish line in pit lane		T1 Time from finish line to 1st intermediate				T2 Time from 1st intermed. to 2nd intermed.				T3 Time from 2nd intermed. to 3rd intermed.				T4 Time from 3rd intermediate to finish line						
Lap	Lap Time	T1	T2	T3	T4	Speed	Lap	Lap Time	T1	T2	T3	T4	Speed							
1st	44	Roberto ROLFO				Italtrans S.T.R.				ITA				7	2'09.801	27.190	29.491	39.623	33.497	258.2
							8	2'09.247	27.046	29.347	39.461	33.393	258.4							
							9	2'10.305	27.119	29.448	40.065	33.673	258.4							
1	2'17.320	33.878	29.944	39.815	33.683		10	2'10.015	27.135	29.481	39.706	33.693	257.9							
2	2'10.353	27.619	29.348	39.901	33.485	256.9	11	2'09.951	27.096	29.591	39.665	33.599	257.6							
3	2'09.241	27.015	29.407	39.324	33.495	261.2	12	2'10.433	27.398	29.525	39.998	33.512	257.8							
4	2'09.839	27.247	29.389	39.486	33.717	259.9	13	2'09.762	27.330	29.379	39.562	33.491	262.1							
5	2'09.516	27.143	29.301	39.561	33.511	261.1	14	2'09.421	26.943	29.490	39.580	33.408	262.1							
6	2'09.673	27.033	29.370	39.671	33.599	260.2	15	2'10.610	27.259	29.499	40.190	33.662	262.9							
7	2'09.741	27.150	29.279	39.708	33.604	259.1	16	2'10.509	27.403	29.468	40.170	33.468	261.7							
8	2'09.764	27.049	29.543	39.506	33.666	258.5	17	2'10.707	27.385	29.588	39.905	33.829	258.9							
9	2'09.486	27.123	29.375	39.448	33.540	257.4	18	2'11.078	27.735	29.628	40.042	33.673	258.6							
10	2'09.417	27.298	29.311	39.378	33.430	260.2	19	2'09.865	27.158	29.582	39.669	33.456	259.0							
11	2'09.300	27.053	29.383	39.395	33.469	256.5	4th 24 Toni ELIAS						Gresini Racing Moto2 SPA							
12	2'09.593	27.204	29.246	39.533	33.610	259.0	1	2'15.956	32.929	29.725	39.728	33.574								
13	2'09.636	27.089	29.359	39.593	33.595	253.2	2	2'10.307	27.433	29.667	39.808	33.399	253.2							
14	2'09.522	27.031	29.432	39.475	33.584	254.8	3	2'09.635	27.295	29.509	39.346	33.485	254.5							
15	2'09.714	27.213	29.420	39.495	33.586	254.9	4	2'09.491	27.266	29.279	39.442	33.504	256.9							
16	2'09.436	27.052	29.264	39.566	33.554	255.7	5	2'09.536	27.553	29.293	39.313	33.377	258.3							
17	2'09.438	26.985	29.406	39.513	33.534	255.9	6	2'09.057	27.139	29.303	39.256	33.359	260.1							
18	2'09.283	27.163	29.287	39.438	33.395	253.9	7	2'09.760	27.309	29.440	39.572	33.439	259.8							
19	2'09.140	26.974	29.392	39.393	33.381	257.1	8	2'09.332	27.257	29.379	39.328	33.368	258.7							
2nd 15 Alex DE ANGELIS		JIR Moto2				RSM				9	2'10.018	27.293	29.464	39.656	33.605	256.7				
1	2'17.132	33.168	30.013	39.889	34.062		10	2'09.974	27.308	29.436	39.703	33.527	256.9							
2	2'10.409	27.438	29.455	39.861	33.655	256.0	11	2'10.627	27.359	29.695	39.879	33.694	254.6							
3	2'09.551	27.002	29.724	39.369	33.456	262.3	12	2'10.158	27.468	29.490	39.805	33.395	259.2							
4	2'09.577	27.217	29.438	39.425	33.497	264.3	13	2'09.898	27.255	29.551	39.681	33.411	258.6							
5	2'09.330	26.988	29.277	39.440	33.625	261.8	14	2'09.818	27.308	29.526	39.539	33.445	260.4							
6	2'09.344	26.998	29.302	39.616	33.428	260.3	15	2'09.929	27.154	29.685	39.635	33.455	258.7							
7	2'09.656	26.958	29.292	39.879	33.527	260.4	16	2'10.393	27.309	29.517	40.086	33.481	259.7							
8	2'09.204	26.940	29.287	39.411	33.566	260.3	17	2'10.698	27.393	29.868	39.848	33.589	259.9							
9	2'09.347	27.131	29.290	39.402	33.524	258.2	18	2'10.997	27.486	30.123	39.909	33.479	259.0							
10	2'09.795	27.166	29.398	39.678	33.553	258.2	19	2'10.150	27.411	29.544	39.778	33.417	257.3							
11	2'10.075	27.332	29.504	39.655	33.584	261.6	5th 6 Alex DEBON						Aeroport de Castello - SPA							
12	2'10.132	27.551	29.467	39.596	33.518	258.6	1	2'18.503	34.475	30.218	40.283	33.527								
13	2'09.861	27.262	29.473	39.599	33.527	261.9	2	2'10.567	27.294	29.774	39.634	33.865	261.2							
14	2'09.448	27.134	29.205	39.625	33.484	261.2	3	2'10.344	26.863	29.359	40.505	33.617	262.5							
15	2'09.920	27.225	29.475	39.826	33.394	261.4	4	2'10.500	27.110	29.322	40.559	33.509	261.9							
16	2'09.158	27.060	29.304	39.412	33.382	260.0	5	2'09.804	27.086	29.382	39.888	33.448	263.8							
17	2'09.166	27.049	29.378	39.464	33.275	259.9	6	2'10.981	27.018	29.453	40.217	34.293	262.9							
18	2'09.310	27.246	29.312	39.526	33.226	260.8	7	2'09.637	26.929	29.480	39.585	33.643	263.5							
19	2'09.037	27.058	29.287	39.474	33.218	262.8	8	2'09.643	26.895	29.532	39.675	33.541	258.1							
3rd 29 Andrea IANNONE		Fimmco Speed Up				ITA				9	2'10.070	27.012	29.523	39.982	33.553	259.3				
1	2'17.166	33.495	29.965	39.934	33.772		10	2'09.984	27.095	29.628	39.754	33.507	258.6							
2	2'09.670	26.870	29.369	39.646	33.785	254.3	11	2'09.651	27.103	29.489	39.644	33.415	259.0							
3	2'09.571	27.209	29.379	39.537	33.446	260.9	12	2'09.735	27.049	29.434	39.869	33.383	258.6							
4	2'08.928	26.923	29.278	39.435	33.292	261.8	13	2'10.312	26.975	29.596	40.301	33.440	259.7							
5	2'08.865	26.994	29.080	39.420	33.371	260.5	14	2'09.850	27.068	29.572	39.719	33.491	259.4							
6	2'09.423	27.081	29.326	39.379	33.637	257.3	Fastest Lap:						2'09.140 26.974 29.392 39.393 33.381							

These data/results cannot be reproduced, stored and/or transmitted in whole or in part by any manner of electronic, mechanical, photocopying, recording, broadcasting or otherwise now known or herein after developed without the previous express consent by the copyright owner, except for reproduction in daily press and regular printed publications on sale to the public within 60 days of the event related to those data/results and always provided that copyright symbol appears together as follows below.
© DORNA, 2010



Race

Moto2

Lap	Lap Time	T1	T2	T3	T4	Speed	Lap	Lap Time	T1	T2	T3	T4	Speed
15	2'10.401	27.138	29.671	39.883	33.709	265.0	12	2'10.187	27.238	29.584	39.697	33.668	259.2
16	2'10.128	27.156	29.706	39.705	33.561	256.5	13	2'11.164	27.422	29.655	40.365	33.722	260.1
17	2'10.424	27.056	29.730	39.969	33.669	256.7	14	2'10.213	27.278	29.629	39.749	33.557	262.5
18	2'10.351	27.194	29.628	40.240	33.289	256.8	15	2'10.461	27.180	29.664	39.971	33.646	258.4
19	2'10.439	26.993	29.621	40.255	33.570	257.6	16	2'10.349	27.286	29.634	39.935	33.494	261.6
6th 17 Karel ABRAHAM Cardion AB Motoracin CZE							9th 16 Jules CLUZEL Forward Racing FRA						
1	2'19.114	34.306	30.583	40.239	33.986		1	2'17.905	33.837	30.344	39.936	33.788	
2	2'10.944	27.016	30.136	40.043	33.749	265.3	2	2'11.070	27.781	30.063	39.663	33.563	265.6
3	2'09.609	26.977	29.359	39.615	33.658	257.0	3	2'10.860	27.140	29.697	40.074	33.949	260.7
4	2'10.028	27.217	29.331	39.837	33.643	259.6	4	2'09.713	27.184	29.399	39.792	33.338	265.9
5	2'09.615	26.956	29.340	39.744	33.575	261.1	5	2'09.862	27.249	29.367	39.793	33.453	259.4
6	2'09.328	27.023	29.436	39.513	33.356	258.1	6	2'10.955	27.444	29.493	40.250	33.768	263.6
7	2'09.375	26.926	29.365	39.487	33.597	258.4	7	2'10.100	27.391	29.475	39.728	33.506	258.2
8	2'10.179	27.065	29.401	39.789	33.924	259.9	8	2'11.169	27.929	29.684	40.288	33.268	262.3
9	2'09.930	27.045	29.396	39.835	33.654	258.9	9	2'09.784	27.150	29.432	39.728	33.474	262.7
10	2'10.124	27.334	29.639	39.539	33.612	257.1	10	2'10.085	27.222	29.642	39.768	33.453	258.6
11	2'09.929	27.073	29.554	39.718	33.584	255.5	11	2'10.016	27.278	29.566	39.704	33.468	258.7
12	2'10.284	27.234	29.587	39.854	33.609	256.1	12	2'09.876	27.117	29.553	39.738	33.468	258.9
13	2'10.580	27.469	29.646	39.755	33.710	256.3	13	2'10.138	27.138	29.690	39.817	33.493	258.6
14	2'10.353	27.414	29.627	39.618	33.694	258.1	14	2'10.109	27.060	29.625	39.868	33.556	258.7
15	2'10.820	27.494	29.696	39.859	33.771	258.5	15	2'10.180	27.107	29.730	39.865	33.478	257.7
16	2'10.243	27.161	29.616	39.856	33.610	260.1	16	2'10.210	27.134	29.696	39.911	33.469	259.1
17	2'10.252	27.060	29.555	39.957	33.680	257.4	17	2'10.415	27.203	29.693	39.984	33.535	259.8
18	2'10.121	27.246	29.608	39.816	33.451	262.0	18	2'10.801	27.307	29.883	40.034	33.577	259.9
19	2'11.042	27.303	29.560	40.351	33.828	255.5	19	2'11.174	27.389	29.891	40.063	33.831	260.4
7th 65 Stefan BRADL Viessmann Kiefer Rac GER							10th 3 Simone CORSI JIR Moto2 ITA						
1	2'19.015	34.908	30.494	40.087	33.526		1	2'20.960	35.834	30.506	40.669	33.951	
2	2'10.201	27.223	29.903	39.503	33.572	260.7	2	2'10.948	27.590	29.756	39.792	33.810	260.3
3	2'09.958	27.037	29.438	39.825	33.658	260.3	3	2'10.467	27.152	29.660	39.996	33.659	258.2
4	2'09.829	27.604	29.273	39.548	33.404	258.6	4	2'09.885	27.109	29.383	39.864	33.529	260.6
5	2'09.769	27.207	29.435	39.588	33.539	257.8	5	2'10.097	27.052	29.661	39.889	33.495	256.8
6	2'09.950	27.204	29.345	39.785	33.616	256.0	6	2'10.034	27.089	29.539	39.741	33.665	257.0
7	2'09.341	27.063	29.333	39.525	33.420	259.1	7	2'10.408	27.275	29.680	39.858	33.595	259.6
8	2'09.806	27.150	29.389	39.790	33.477	258.4	8	2'10.149	27.119	29.585	39.727	33.718	258.1
9	2'09.838	27.041	29.479	39.918	33.400	258.2	9	2'09.848	27.138	29.523	39.665	33.522	259.7
10	2'10.574	27.518	29.566	39.733	33.757	253.9	10	2'10.516	27.169	29.484	40.085	33.778	260.9
11	2'09.975	27.279	29.428	39.759	33.509	254.2	11	2'09.897	27.187	29.428	39.757	33.525	260.4
12	2'10.305	27.317	29.570	39.828	33.590	257.8	12	2'10.123	27.030	29.544	40.041	33.508	257.8
13	2'10.264	27.150	29.656	39.748	33.710	257.1	13	2'11.801	28.665	29.813	39.790	33.533	257.8
14	2'10.329	27.344	29.630	39.684	33.671	253.5	14	2'09.907	27.176	29.560	39.642	33.529	256.6
15	2'11.178	27.829	29.740	39.881	33.728	253.2	15	2'09.741	27.128	29.524	39.609	33.480	256.7
16	2'10.220	27.258	29.544	39.876	33.542	260.2	16	2'10.273	27.304	29.720	39.770	33.479	258.9
17	2'10.244	27.246	29.589	39.821	33.588	257.6	17	2'10.108	27.070	29.673	39.840	33.525	255.0
18	2'10.480	27.329	29.631	39.976	33.544	256.9	18	2'10.470	27.202	29.607	39.942	33.719	256.5
19	2'10.655	27.123	29.529	40.028	33.975	258.7	19	2'10.487	27.414	29.653	39.895	33.525	258.0
8th 77 Dominique AEGER Technomag-CIP SWI							11th 55 Hector FAUBEL Marc VDS Racing Tea SPA						
1	2'17.561	33.281	30.009	40.011	34.260		1	2'20.842	35.247	30.887	40.561	34.147	
2	2'10.647	27.780	29.602	39.702	33.563	262.9	2	2'10.101	27.171	29.671	39.735	33.524	263.7
3	2'10.127	27.163	29.595	39.750	33.619	257.1	3	2'10.619	27.699	29.690	39.661	33.569	263.6
4	2'10.019	27.129	29.547	39.768	33.575	255.7	4	2'09.674	26.955	29.522	39.723	33.474	258.5
5	2'09.758	27.154	29.433	39.696	33.475	255.0	5	2'09.988	26.995	29.548	39.978	33.467	261.0
6	2'10.130	27.179	29.541	39.804	33.606	255.1	6	2'10.432	27.040	29.480	39.997	33.915	261.1
7	2'09.474	26.956	29.391	39.734	33.393	260.5	7	2'10.173	27.223	29.606	39.688	33.656	259.9
8	2'09.824	27.062	29.453	39.861	33.448	256.8	8	2'10.586	27.307	29.616	40.093	33.570	257.9
9	2'10.250	27.205	29.560	39.803	33.682	254.5							
10	2'10.715	27.612	29.891	39.784	33.428	255.9							
11	2'10.035	27.341	29.575	39.718	33.401	258.8							

Fastest Lap:

2'09.140 26.974 29.392 39.393 33.381

These data/results cannot be reproduced, stored and/or transmitted in whole or in part by any manner of electronic, mechanical, photocopying, recording, broadcasting or otherwise now known or herein after developed without the previous express consent by the copyright owner, except for reproduction in daily press and regular printed publications on sale to the public within 60 days of the event related to those data/results and always provided that copyright symbol appears together as follows below.

© DORNA, 2010



Race

Moto2

Lap	Lap Time	T1	T2	T3	T4	Speed	Lap	Lap Time	T1	T2	T3	T4	Speed
9	2'09.693	27.120	29.634	39.485	33.454	261.9	6	2'10.580	27.171	29.480	40.228	33.701	257.0
10	2'10.079	27.128	29.473	39.774	33.704	256.7	7	2'10.365	27.132	29.559	40.004	33.670	260.6
11	2'10.321	27.126	29.624	40.098	33.473	255.7	8	2'10.722	27.477	29.617	40.089	33.539	260.8
12	2'10.476	27.088	29.779	40.081	33.528	260.1	9	2'10.808	27.636	29.810	39.746	33.616	260.4
13	2'10.520	27.240	29.535	40.103	33.642	260.2	10	2'11.491	28.142	29.569	39.834	33.946	260.2
14	2'10.455	27.510	29.593	39.863	33.489	254.2	11	2'10.878	27.508	29.704	39.834	33.832	255.9
15	2'10.512	27.302	29.735	39.947	33.528	255.1	12	2'11.184	27.339	29.607	40.119	34.119	257.3
16	2'11.125	27.382	30.002	40.119	33.622	253.8	13	2'10.954	27.416	29.640	40.008	33.890	256.5
17	2'10.998	27.375	29.782	40.013	33.828	256.0	14	2'10.949	27.520	29.673	40.037	33.719	257.8
18	2'11.341	27.542	29.883	40.139	33.777	256.6	15	2'09.999	27.255	29.538	39.766	33.440	256.5
19	2'11.656	27.736	29.905	40.210	33.805	255.6	16	2'09.940	27.186	29.513	39.644	33.597	258.5
12th 25 Alex BALDOLINI Caretta Technology R ITA							17	2'11.052	27.291	29.770	40.071	33.920	260.1
							18	2'11.257	27.623	29.771	40.135	33.728	252.3
							19	2'11.037	27.302	29.720	40.251	33.764	257.6

1	2'20.794	35.339	30.570	40.692	34.193	
2	2'11.268	27.923	29.684	39.822	33.839	265.6
3	2'10.586	27.177	29.577	40.255	33.577	262.0
4	2'09.757	27.053	29.490	39.758	33.456	265.6
5	2'10.084	27.338	29.383	39.837	33.526	261.1
6	2'10.064	27.103	29.482	39.865	33.614	262.4
7	2'10.401	27.194	29.698	39.910	33.599	262.5
8	2'10.234	27.178	29.615	39.767	33.674	260.6
9	2'10.504	27.206	29.663	40.047	33.588	258.9
10	2'10.050	27.266	29.438	39.611	33.735	259.6
11	2'10.179	27.189	29.599	39.752	33.639	258.4
12	2'10.138	27.168	29.655	39.771	33.544	257.9
13	2'10.364	27.320	29.527	39.841	33.676	257.1
14	2'11.019	27.331	29.682	40.367	33.639	257.6
15	2'10.385	27.218	29.670	39.920	33.577	258.7
16	2'10.557	27.281	29.574	40.030	33.672	254.8
17	2'10.719	27.190	29.702	40.019	33.808	257.4
18	2'11.343	27.283	29.853	40.270	33.937	258.8
19	2'11.428	27.347	30.035	40.239	33.807	258.3

13th 68 Yonny HERNANDEZ Blusens-STX COL						
1	2'20.634	36.069	30.468	40.681	33.416	
2	2'10.644	27.939	29.431	39.653	33.621	258.3
3	2'09.869	27.181	29.471	39.775	33.442	259.8
4	2'09.431	26.958	29.500	39.601	33.372	258.1
5	2'09.687	26.908	29.580	39.778	33.421	260.1
6	2'10.317	26.930	29.639	39.927	33.821	257.0
7	2'10.265	27.444	29.607	39.756	33.458	256.1
8	2'10.711	27.375	29.759	40.122	33.455	257.3
9	2'10.975	27.324	29.477	40.658	33.516	256.7
10	2'09.893	26.989	29.448	39.690	33.766	260.2
11	2'09.820	27.147	29.495	39.760	33.418	255.3
12	2'10.597	27.211	29.749	40.040	33.597	259.1
13	2'14.100	31.523	29.526	39.508	33.543	252.5
14	2'10.439	27.196	29.684	39.938	33.621	252.2
15	2'10.107	27.236	29.646	39.787	33.438	253.3
16	2'10.465	27.014	29.763	39.915	33.773	259.8
17	2'11.425	27.438	29.778	40.171	34.038	254.2
18	2'11.068	27.277	29.853	40.025	33.913	252.2
19	2'10.603	27.172	29.707	40.013	33.711	250.0

14th 56 Michael RANSEDER Vector Kiefer Racing AUT						
1	2'20.060	34.598	30.657	40.578	34.227	
2	2'10.565	27.132	29.574	40.002	33.857	259.9
3	2'09.868	27.355	29.322	39.765	33.426	258.5
4	2'09.953	27.054	29.441	39.822	33.636	256.7
5	2'10.138	27.361	29.477	39.754	33.546	260.5

15th 71 Claudio CORTI Forward Racing ITA						
1	2'21.112	35.853	30.584	40.910	33.765	
2	2'11.190	27.691	29.695	39.976	33.828	262.1
3	2'10.241	27.222	29.512	39.817	33.690	260.3
4	2'10.420	27.312	29.488	39.803	33.817	260.7
5	2'10.025	27.209	29.534	39.612	33.670	257.3
6	2'10.725	27.292	29.477	39.719	34.237	255.4
7	2'10.084	27.169	29.589	39.665	33.661	253.8
8	2'10.186	27.057	29.477	39.825	33.827	256.3
9	2'10.359	27.202	29.649	39.800	33.708	256.0
10	2'10.609	27.353	29.595	39.797	33.864	253.8
11	2'09.619	27.197	29.485	39.451	33.486	254.6
12	2'09.921	27.053	29.578	39.651	33.639	256.5
13	2'10.492	27.538	29.540	39.577	33.837	256.7
14	2'11.655	27.498	30.001	40.103	34.053	253.6
15	2'11.125	27.637	29.685	39.854	33.949	252.9
16	2'10.319	27.186	29.480	39.941	33.712	254.1
17	2'12.069	27.424	29.883	40.599	34.163	258.0
18	2'11.324	27.381	29.843	40.029	34.071	254.7
19	2'12.449	27.651	29.689	40.430	34.679	248.2

16th 14 Ratthapark WILAIR Thai Honda PTT Sing THA						
1	2'19.378	34.526	30.605	40.235	34.012	
2	2'10.839	27.383	29.674	40.210	33.572	260.9
3	2'09.736	27.146	29.275	39.580	33.735	261.2
4	2'10.269	27.307	29.463	39.883	33.616	261.1
5	2'10.185	27.070	29.470	39.830	33.815	260.4
6	2'10.651	27.153	29.563	40.211	33.724	258.6
7	2'10.381	27.473	29.452	40.059	33.397	260.7
8	2'10.606	27.390	29.556	40.153	33.507	260.9
9	2'10.316	27.390	29.462	39.555	33.909	260.8
10	2'10.612	27.441	29.364	40.296	33.511	260.6
11	2'11.173	27.635	29.681	39.886	33.971	254.3
12	2'10.848	27.292	29.936	39.982	33.638	256.1
13	2'10.935	27.616	29.733	39.751	33.835	252.7
14	2'10.803	27.394	29.706	39.924	33.779	256.5
15	2'10.497	27.275	29.640	39.903	33.679	256.8
16	2'11.589	27.627	29.832	39.972	34.158	252.1
17	2'11.639	27.385	29.969	40.177	34.108	257.3
18	2'12.324	27.774	30.121	40.167	34.262	247.4
19	2'12.997	27.897	30.182	40.324	34.594	251.5

17th 80 Axel PONS Tenerife 40 Pons SPA						
1	2'21.735	36.434	30.484	40.867	33.950	
2	2'11.195	27.583	29.872	40.161	33.579	260.9

Fastest Lap:

2'09.140 26.974 29.392 39.393 33.381

These data/results cannot be reproduced, stored and/or transmitted in whole or in part by any manner of electronic, mechanical, photocopying, recording, broadcasting or otherwise now known or herein after developed without the previous express consent by the copyright owner, except for reproduction in daily press and regular printed publications on sale to the public within 60 days of the event related to those data/results and always provided that copyright symbol appears together as follows below.
© DORNA, 2010



Race

Moto2

Lap	Lap Time	T1	T2	T3	T4	Speed	Lap	Lap Time	T1	T2	T3	T4	Speed
3	2'10.608	27.367	29.530	39.995	33.716	259.8	20th	53	Valentin DEBISE		WTR San Marino Tea FRA		
4	2'10.061	27.141	29.499	39.964	33.457	260.5							
5	2'10.530	27.426	29.653	39.889	33.562	260.9							
6	2'10.661	27.308	29.702	39.809	33.842	260.4	1	2'21.400	36.162	30.620	40.855	33.763	
7	2'10.615	27.358	29.535	39.962	33.760	260.6	2	2'11.285	27.714	29.996	39.909	33.666	259.8
8	2'11.332	27.374	29.664	40.476	33.818	260.3	3	2'10.635	27.374	29.626	39.884	33.751	260.0
9	2'11.585	27.623	29.695	40.214	34.053	258.8	4	2'10.889	27.529	29.582	39.994	33.784	256.5
10	2'10.783	27.269	29.649	40.097	33.768	260.9	5	2'10.715	27.291	29.788	40.007	33.629	257.5
11	2'10.738	27.328	29.715	39.977	33.718	259.8	6	2'12.707	29.381	29.613	39.995	33.718	255.1
12	2'11.139	27.243	29.601	40.321	33.974	260.4	7	2'10.983	27.233	29.718	40.089	33.943	258.9
13	2'11.146	27.510	29.817	40.062	33.757	257.3	8	2'10.803	27.420	29.637	40.020	33.726	257.3
14	2'11.469	27.472	30.075	40.112	33.810	257.9	9	2'10.943	27.211	29.753	40.224	33.755	257.9
15	2'11.518	27.510	29.957	40.254	33.797	257.4	10	2'11.351	27.788	29.688	40.114	33.761	258.2
16	2'11.374	27.943	29.801	40.070	33.560	258.0	11	2'10.847	27.255	29.809	39.957	33.826	257.6
17	2'11.939	27.589	29.945	40.729	33.676	260.9	12	2'11.446	27.349	29.610	40.683	33.804	256.5
18	2'10.925	27.287	29.858	40.188	33.592	260.7	13	2'10.796	27.194	29.601	40.258	33.743	255.2
19	2'10.789	27.375	29.811	40.003	33.600	260.0	14	2'11.001	27.277	29.740	40.190	33.794	257.3
							15	2'11.250	27.320	29.807	40.134	33.989	257.0
18th	9	Kenny NOYES		Jack & Jones by A.Ba USA			16	2'11.547	27.607	30.031	40.192	33.717	253.3
1	2'22.739	36.973	30.947	40.925	33.894		17	2'11.212	27.448	29.789	40.100	33.875	256.5
2	2'11.274	27.367	29.605	40.050	34.252	260.7	18	2'11.238	27.650	29.725	40.180	33.683	253.5
3	2'11.720	27.505	29.854	40.491	33.870	258.9	19	2'12.168	27.489	29.904	40.585	34.190	256.4
4	2'10.644	27.350	29.514	39.949	33.831	258.0							
5	2'10.324	27.314	29.466	39.993	33.551	258.7	21st	60	Julian SIMON		Mapfre Aspar Team SPA		
6	2'10.673	27.284	29.519	40.261	33.609	259.9	1	2'17.554	34.044	29.935	39.770	33.805	
7	2'10.845	27.352	29.618	39.968	33.907	258.9	2	2'09.735	27.265	29.320	39.854	33.296	262.7
8	2'10.985	27.598	29.728	40.006	33.653	258.7	3	2'09.306	26.979	29.415	39.463	33.449	261.8
9	2'10.895	27.242	29.760	40.163	33.730	256.9	4	2'09.113	27.127	29.269	39.479	33.238	261.7
10	2'11.296	27.900	29.739	40.106	33.551	254.4	5	2'09.169	27.061	29.330	39.364	33.414	260.6
11	2'10.717	27.396	29.732	39.981	33.608	259.9	6	2'13.166	27.343	29.447	43.265	33.111	261.5
12	2'11.067	27.527	29.711	40.218	33.611	259.7	7	2'08.691	26.765	29.345	39.357	33.224	259.3
13	2'10.416	27.284	29.780	39.930	33.422	256.3	8	2'40.549	55.294	31.440	40.192	33.623	260.0
14	2'10.671	27.324	29.742	39.994	33.611	257.1	9	2'10.171	27.207	29.669	39.722	33.573	255.6
15	2'11.109	27.473	29.675	40.114	33.847	255.4	10	2'10.822	27.997	29.682	39.700	33.443	256.7
16	2'10.899	27.443	29.830	40.090	33.536	258.2	11	2'10.153	27.118	29.677	39.838	33.520	257.4
17	2'11.883	27.687	30.192	40.355	33.649	254.6	12	2'09.843	27.246	29.527	39.666	33.404	257.3
18	2'10.870	27.417	29.811	40.169	33.473	256.5	13	2'10.572	27.265	29.705	39.683	33.919	260.2
19	2'11.465	27.377	29.888	40.076	34.124	255.9	14	2'10.491	27.315	29.686	39.977	33.513	260.5
							15	2'10.030	27.143	29.767	39.724	33.396	259.2
19th	10	Fonsi NIETO		Holiday Gym G22 SPA			16	2'09.959	27.139	29.704	39.658	33.458	257.1
1	2'18.728	34.181	30.395	40.276	33.876		17	2'09.934	27.044	29.716	39.669	33.505	257.4
2	2'11.963	27.179	30.139	40.185	34.460	259.6	18	2'09.876	27.012	29.761	39.731	33.372	258.6
3	2'11.480	27.657	30.144	40.030	33.649	261.2	19	2'09.726	26.983	29.632	39.709	33.402	257.9
4	2'11.347	27.879	29.710	39.881	33.877	256.2							
5	2'11.462	27.700	29.896	40.024	33.842	259.7	22nd	87	Mohamad ZAMRI B		Petronas SIC TWMR MAL		
6	2'12.133	28.009	29.796	40.675	33.653	256.9	1	2'23.916	37.380	31.139	41.339	34.058	
7	2'11.159	27.312	29.824	39.858	34.165	258.9	2	2'14.837	28.177	29.790	42.738	34.132	260.2
8	2'11.391	27.686	29.988	40.064	33.653	259.0	3	2'11.222	27.579	29.590	40.189	33.864	256.6
9	2'10.823	27.175	29.784	40.180	33.684	259.6	4	2'11.241	27.517	29.597	40.242	33.885	255.9
10	2'10.637	27.270	29.792	39.916	33.659	260.6	5	2'11.559	27.796	29.688	40.221	33.854	259.9
11	2'10.747	27.257	29.887	40.011	33.592	254.8	6	2'11.637	27.552	29.848	40.295	33.942	258.9
12	2'11.469	27.430	29.844	40.552	33.643	254.7	7	2'12.282	27.636	29.883	40.949	33.814	260.1
13	2'11.071	27.309	29.880	39.927	33.955	260.3	8	2'12.014	27.579	30.003	40.651	33.781	258.0
14	2'11.051	27.448	29.786	40.173	33.644	254.8	9	2'12.175	27.980	29.785	40.384	34.026	258.5
15	2'11.659	27.359	29.965	40.424	33.911	254.9	10	2'11.202	27.564	29.813	39.996	33.829	251.3
16	2'11.132	27.318	30.057	40.157	33.600	253.9	11	2'11.483	27.811	29.706	40.193	33.773	253.0
17	2'11.630	27.645	30.103	40.233	33.649	255.1	12	2'11.728	27.618	29.955	40.322	33.833	253.8
18	2'10.585	27.264	29.836	39.945	33.540	254.1	13	2'11.809	27.723	29.888	40.260	33.938	252.5
19	2'11.184	27.362	29.890	40.151	33.781	255.6	14	2'12.033	27.763	30.163	40.237	33.870	252.1
							15	2'11.207	27.750	29.753	39.999	33.705	252.4
							16	2'11.360	27.590	29.831	40.226	33.713	255.0
							17	2'11.363	27.512	29.912	40.126	33.813	254.7

Fastest Lap:

2'09.140 26.974 29.392 39.393 33.381

These data/results cannot be reproduced, stored and/or transmitted in whole or in part by any manner of electronic, mechanical, photocopying, recording, broadcasting or otherwise now known or herein after developed without the previous express consent by the copyright owner, except for reproduction in daily press and regular printed publications on sale to the public within 60 days of the event related to those data/results and always provided that copyright symbol appears together as follows below.
© DORNA, 2010



Race

Moto2

Lap	Lap Time	T1	T2	T3	T4	Speed	Lap	Lap Time	T1	T2	T3	T4	Speed
18	2'11.175	27.649	29.844	40.042	33.640	254.4	15	2'11.431	27.719	29.877	40.122	33.713	254.6
19	2'11.200	27.503	29.868	40.006	33.823	255.6	16	2'11.500	27.525	29.925	40.466	33.584	257.3
23rd 5 Joan OLIVE Jack & Jones by A.Ba SPA							17	2'11.954	27.611	30.296	40.427	33.620	254.8
1	2'23.521	37.250	31.089	40.896	34.286		18	2'11.785	27.550	30.010	40.437	33.788	257.0
2	2'12.428	27.811	30.282	40.329	34.006	257.6	19	2'11.911	27.641	30.042	40.370	33.858	257.1
3	2'11.783	27.558	29.874	40.410	33.941	255.3	26th 63 Mike DI MEGLIO Mapfre Aspar Team FRA						
4	2'12.136	27.561	29.998	40.672	33.905	258.2	1	2'20.341	35.924	30.105	40.462	33.850	
5	2'12.180	27.481	30.550	40.236	33.913	254.0	2	2'12.218	28.678	29.925	39.848	33.767	261.7
6	2'11.956	27.513	29.952	40.463	34.028	255.3	3	2'10.416	27.415	29.544	39.851	33.606	262.5
7	2'11.732	27.580	29.829	40.279	34.044	251.1	4	2'10.430	27.267	29.720	39.935	33.508	259.9
8	2'12.619	27.575	30.479	40.503	34.062	258.7	5	2'10.499	27.482	29.637	39.861	33.519	261.1
9	2'12.435	27.697	30.086	40.260	34.392	251.7	6	2'33.361	49.228	30.054	40.220	33.859	258.0
10	2'12.497	28.204	29.982	40.397	33.914	253.2	7	2'11.248	27.606	29.790	40.246	33.606	255.7
11	2'12.146	27.581	29.927	40.190	34.448	254.4	8	2'10.982	27.529	29.894	39.884	33.675	259.4
12	2'11.223	27.360	29.973	40.092	33.798	253.0	9	2'11.084	27.424	29.807	40.030	33.823	255.4
13	2'11.423	27.637	29.905	40.055	33.826	253.0	10	2'11.124	27.498	29.905	39.960	33.761	255.8
14	2'11.869	27.681	30.018	40.242	33.928	252.0	11	2'11.324	27.505	29.931	40.140	33.748	256.1
15	2'10.936	27.404	29.746	39.960	33.826	254.4	12	2'11.131	27.401	29.924	40.116	33.690	255.6
16	2'11.227	27.318	29.840	40.383	33.686	255.4	13	2'11.130	27.498	29.893	40.052	33.688	253.9
17	2'11.517	27.480	29.823	40.349	33.865	254.8	14	2'11.442	27.689	29.958	40.065	33.730	254.7
18	2'11.414	27.475	29.899	40.210	33.830	254.4	15	2'11.049	27.474	29.867	40.089	33.619	256.0
19	2'11.627	27.645	29.915	40.056	34.011	253.3	16	2'10.979	27.433	29.830	40.076	33.640	255.4
24th 8 Anthony WEST MZ Racing Team AUS							17	2'11.244	27.469	29.839	40.193	33.743	256.7
1	2'23.143	37.154	31.006	40.908	34.075		18	2'10.708	27.410	29.840	39.941	33.517	256.3
2	2'12.129	27.415	30.256	40.413	34.045	259.1	19	2'10.672	27.371	29.822	39.943	33.536	256.9
3	2'11.932	27.450	30.118	40.257	34.107	257.8	27th 39 Robertino PIETRI Italtrans S.T.R. VEN						
4	2'11.906	27.522	30.082	40.290	34.012	254.2	1	2'22.541	36.546	30.882	41.214	33.899	
5	2'15.547	27.296	30.083	44.221	33.947	255.2	2	2'12.470	27.874	29.928	40.609	34.059	259.2
6	2'12.425	27.744	30.175	40.532	33.974	256.2	3	2'12.237	27.635	30.382	40.501	33.719	257.3
7	2'11.327	27.233	29.942	40.342	33.810	255.6	4	2'12.112	27.793	30.104	40.484	33.731	253.9
8	2'11.368	27.374	29.879	40.251	33.864	256.2	5	2'12.011	27.513	29.977	40.495	34.026	255.4
9	2'11.603	27.329	29.996	40.264	34.014	257.1	6	2'12.314	27.861	29.827	40.630	33.996	257.4
10	2'12.223	27.825	30.056	40.290	34.052	257.6	7	2'12.649	27.773	30.166	41.016	33.694	256.4
11	2'12.324	27.348	30.050	40.182	34.744	257.7	8	2'12.941	27.699	30.497	40.700	34.045	256.8
12	2'10.962	27.170	29.928	40.081	33.783	259.9	9	2'11.826	27.626	29.725	40.423	34.052	257.5
13	2'12.331	27.524	29.962	40.403	34.442	258.0	10	2'12.994	28.290	30.066	40.491	34.147	249.4
14	2'12.312	27.435	30.064	40.851	33.962	255.4	11	2'11.748	27.652	29.942	40.468	33.686	257.1
15	2'11.360	27.332	29.961	40.277	33.790	254.9	12	2'11.853	27.797	29.931	40.370	33.755	257.8
16	2'11.167	27.349	29.863	40.234	33.721	254.7	13	2'12.145	27.707	30.129	40.446	33.863	256.8
17	2'11.340	27.249	30.013	40.308	33.770	254.2	14	2'12.213	27.823	29.932	40.495	33.963	257.2
18	2'11.769	27.313	30.465	40.293	33.698	254.8	15	2'12.113	27.798	30.114	40.576	33.625	258.4
19	2'12.302	27.340	30.217	40.576	34.169	254.9	16	2'12.768	27.691	29.989	40.548	34.540	255.1
25th 28 Kazuki WATANABE Racing Team German JPN							17	2'13.311	28.099	30.311	40.899	34.002	254.1
1	2'24.722	37.693	31.465	41.278	34.286		18	2'13.870	27.891	30.332	41.336	34.311	255.9
2	2'12.212	27.750	30.115	40.383	33.964	258.9	19	2'14.451	28.208	30.643	41.344	34.256	254.4
3	2'11.678	27.554	29.987	40.268	33.869	257.9	28th 66 Hiromichi KUNIKA Bimota - M Racing JPN						
4	2'11.403	27.706	29.856	40.137	33.704	259.8	1	2'25.148	37.720	31.758	41.401	34.269	
5	2'11.097	27.499	29.858	40.228	33.512	256.7	2	2'14.200	27.913	30.948	41.087	34.252	259.2
6	2'12.031	27.726	29.937	40.419	33.949	254.5	3	2'12.817	27.980	30.214	40.540	34.083	258.8
7	2'12.506	27.615	29.963	40.763	34.165	254.2	4	2'13.426	27.978	30.283	40.826	34.339	258.9
8	2'13.149	27.771	30.465	40.844	34.069	254.2	5	2'14.276	28.114	30.252	41.468	34.442	249.4
9	2'12.046	27.661	29.854	40.321	34.210	258.1	6	2'14.289	28.841	30.361	41.055	34.032	261.6
10	2'11.865	27.765	29.993	40.055	34.052	252.0	7	2'13.363	28.004	30.237	40.868	34.254	257.0
11	2'11.729	27.587	30.022	40.259	33.861	255.3	8	2'13.158	27.965	30.255	40.866	34.072	253.9
12	2'11.684	27.583	30.016	40.293	33.792	254.8	9	2'13.548	28.030	30.442	40.579	34.497	255.4
13	2'12.153	27.915	29.866	40.762	33.610	254.5	10	2'13.272	28.076	30.204	40.754	34.238	253.7
14	2'13.386	28.204	30.003	41.086	34.093	252.8	11	2'13.076	27.840	30.316	40.814	34.106	253.6

Fastest Lap:

2'09.140 26.974 29.392 39.393 33.381

These data/results cannot be reproduced, stored and/or transmitted in whole or in part by any manner of electronic, mechanical, photocopying, recording, broadcasting or otherwise now known or herein after developed without the previous express consent by the copyright owner, except for reproduction in daily press and regular printed publications on sale to the public within 60 days of the event related to those data/results and always provided that copyright symbol appears together as follows below.

© DORNA, 2010

Official MotoGP Timing by TISSOT
www.motogp.com

Sepang, Sunday, October 10, 2010

Page 5 of 7



Race

Moto2

Lap	Lap Time	T1	T2	T3	T4	Speed	Lap	Lap Time	T1	T2	T3	T4	Speed
12	2'12.868	27.869	30.102	40.841	34.056	252.9							
13	2'12.903	27.888	30.159	40.739	34.117	252.2							
14	2'12.912	27.942	30.155	40.662	34.153	252.5							
15	2'12.865	27.891	30.272	40.531	34.171	251.7							
16	2'14.126	27.863	31.276	40.892	34.095	253.6							
17	2'13.676	27.996	30.410	41.102	34.168	252.3							
18	2'13.071	28.017	30.367	40.681	34.006	252.5							
19	2'13.177	27.897	30.200	40.590	34.490	253.4							
29th	95	Mashel AL NAIMI		Blusens-STX		QAT	32nd	40	Sergio GADEA		Tenerife 40 Pons		SPA
1	2'25.561	37.972	31.827	41.837	33.925		1	2'21.141	34.664	30.304	40.656	35.517	
2	2'13.342	27.834	30.341	41.118	34.049	259.9	2	2'12.329	28.387	29.737	40.336	33.869	260.6
3	2'12.973	27.948	30.238	40.802	33.985	246.5	3	2'11.932	27.987	29.825	40.400	33.720	259.7
4	2'13.479	27.933	30.164	41.096	34.286	257.5	4	2'10.678	27.455	29.536	39.861	33.826	259.2
5	2'14.351	28.127	30.325	41.464	34.435	249.7	5	2'10.409	27.234	29.593	40.014	33.568	259.4
6	2'14.191	28.698	30.210	41.091	34.192	253.2	6	2'10.396	27.205	29.422	40.140	33.629	259.8
7	2'13.742	27.974	30.302	40.854	34.612	256.3	7	2'10.809	27.311	29.679	40.023	33.796	260.4
8	2'13.781	28.357	30.582	40.855	33.987	255.5	8	2'10.131	27.225	29.607	39.737	33.562	258.1
9	2'12.950	27.863	30.232	40.777	34.078	258.6	9	2'10.238	27.302	29.530	39.785	33.621	259.6
10	2'13.381	28.376	30.299	40.712	33.994	251.0	10	2'10.505	27.273	29.709	39.975	33.548	258.6
11	2'13.514	27.943	30.719	40.768	34.084	257.5	11	2'10.748	27.381	29.615	40.182	33.570	259.1
12	2'15.817	27.641	30.846	42.530	34.800	257.6	12	2'15.062	27.229	29.612	44.183	34.038	257.8
13	2'17.176	28.638	31.106	42.389	35.043	253.2	13	2'33.870 P	27.518	30.609	48.429	47.314	259.1
14	2'15.906	28.480	30.926	41.883	34.617	252.4							
15	2'16.356	28.288	31.105	41.947	35.016	252.0	33rd	35	Raffaele DE ROSA		Tech 3 Racing		ITA
16	2'15.054	28.691	30.579	41.271	34.513	249.6	1	2'19.799	34.778	30.625	40.870	33.526	
17	2'15.270	28.365	30.539	41.670	34.696	246.8	2	2'10.746	27.148	29.692	39.911	33.995	260.5
18	2'18.368	28.908	31.823	42.381	35.256	243.7	3	2'44.983	27.135	1'01.679	41.867	34.302	261.2
19	2'18.149	28.953	31.488	42.212	35.496	244.3	4	2'14.141	28.121	30.679	40.982	34.359	252.1
							5	2'12.703	27.906	30.257	40.429	34.111	252.4
							6	2'12.236	27.670	30.198	40.379	33.989	254.4
							7	2'12.392	27.781	30.277	40.390	33.944	254.2
							8	2'11.668	27.528	30.278	40.064	33.798	253.7
							9	2'12.550	27.683	30.097	40.586	34.184	253.3
							10	2'41.699 P	32.535	33.475	45.099	50.590	233.0
30th	2	Gabor TALMACSI		Fimmco Speed Up		HUN	34th	72	Yuki TAKAHASHI		Tech 3 Racing		JPN
1	2'17.677	34.390	30.094	39.773	33.420		1	2'19.918	34.838	30.795	40.430	33.855	
2	2'10.608	27.674	29.814	39.643	33.477	265.2	2	2'10.900	27.628	29.544	39.922	33.806	261.7
3	2'10.641	27.331	29.530	40.248	33.532	264.8	3	2'10.106	27.451	29.351	39.691	33.613	256.8
4	2'09.690	27.233	29.378	39.656	33.423	260.4	4	2'10.133	27.046	29.790	39.772	33.525	256.8
5	2'10.351	27.779	29.493	39.699	33.380	261.5	5	2'09.905	27.036	29.462	39.923	33.484	257.4
6	2'11.666	27.256	29.474	40.805	34.131	262.1	6	2'10.395	27.114	29.522	40.017	33.742	259.7
7	2'10.354	27.274	29.637	40.076	33.367	258.2	7	2'10.712	27.438	29.945	39.728	33.601	259.9
8	2'10.329	27.150	29.775	39.815	33.589	263.6	8	2'10.647	27.408	29.633	39.941	33.665	259.0
9	2'10.358	27.302	29.589	40.020	33.447	259.6		unfinished	27.576	29.633	40.087		258.8
10	2'10.127	27.236	29.586	39.784	33.521	261.8							
11	2'10.267	27.359	29.560	39.773	33.575	260.7	35th	12	Thomas LUTHI		Interwetten Moriwaki		SWI
12	2'11.431	27.315	30.196	40.402	33.518	259.7	1	2'16.134	32.796	30.040	39.675	33.623	
13	2'10.538	27.456	29.618	39.865	33.599	263.9	2	2'10.204	27.337	29.736	39.758	33.373	260.2
	unfinished	27.396				258.9	3	2'09.424	26.989	29.417	39.512	33.506	258.5
							4	2'09.289	27.132	29.342	39.439	33.376	256.1
							5	2'09.465	27.388	29.272	39.515	33.290	256.6
							6	2'09.259	27.147	29.249	39.509	33.354	257.0
							7	2'09.764	27.234	29.386	39.713	33.431	261.2
								unfinished	27.233				260.3
31st	45	Scott REDDING		Marc VDS Racing Tea		GBR	36th	61	Vladimir IVANOV		Gresini Racing Moto2		UKR
1	2'17.422	33.694	29.881	39.907	33.940		1	2'24.494	37.585	31.355	41.241	34.313	
2	2'09.387	27.051	29.208	39.441	33.687	259.9	2	2'12.101	27.833	30.012	40.379	33.877	260.6
3	2'09.464	26.974	29.467	39.277	33.746	255.1	3	2'11.793	27.736	29.838	40.274	33.945	258.9
4	2'09.948	27.764	29.255	39.438	33.491	255.7	4	2'12.432	27.845	30.131	40.417	34.039	260.2
5	2'09.324	26.991	29.289	39.340	33.704	256.4	5	2'11.626	27.588	29.903	40.361	33.774	257.7
6	2'09.705	27.116	29.513	39.536	33.540	255.0	6	2'11.638	27.433	30.066	40.198	33.941	258.6
7	2'09.650	27.264	29.275	39.506	33.605	255.2		unfinished	27.634	30.047			265.6
8	2'09.719	27.260	29.367	39.408	33.684	253.4							
9	2'10.142	27.221	29.393	39.611	33.917	256.5							
10	2'10.548	27.377	29.718	39.661	33.792	252.0							
11	2'11.074	27.257	29.881	39.980	33.956	252.6							
12	2'13.317	27.602	30.075	41.734	33.906	250.7							
13	2'36.412 P	27.750	30.355	42.179	56.128	252.9							

Fastest Lap:

2'09.140 26.974 29.392 39.393 33.381

These data/results cannot be reproduced, stored and/or transmitted in whole or in part by any manner of electronic, mechanical, photocopying, recording, broadcasting or otherwise now known or herein after developed without the previous express consent by the copyright owner, except for reproduction in daily press and regular printed publications on sale to the public within 60 days of the event related to those data/results and always provided that copyright symbol appears together as follows below.

© DORNA, 2010

Official MotoGP Timing by TISSOT
www.motogp.com

Sepang, Sunday, October 10, 2010

Page 6 of 7



Race

Moto2

Lap	Lap Time	T1	T2	T3	T4	Speed	Lap	Lap Time	T1	T2	T3	T4	Speed
37th	46	Javier FORES		Maquinsa-SAG Team		SPA							
1	2'24.184	37.524	31.155	41.299	34.206								
2	2'12.179	27.764	30.126	40.218	34.071	257.1							
3	2'11.741	27.478	30.128	40.054	34.081	255.5							
4	2'12.595	27.593	29.872	40.556	34.574	255.6							
5	2'15.454	28.184	30.272	42.452	34.546								
6	2'14.777	28.339	30.371	41.584	34.483	251.3							
38th	70	Ferruccio LAMBOR		Matteoni Racing		ITA							
1	2'25.382	38.118	31.555	41.434	34.275								
2	2'13.452	27.882	30.210	40.990	34.370	257.6							
3	2'12.857	27.759	30.197	40.760	34.141	255.6							
4	2'13.577	27.896	30.127	41.013	34.541	252.6							
5	2'14.239	28.021	30.342	41.356	34.520	252.0							
6	2'29.099 P	28.155	30.592	41.325	49.027	251.2							
39th	88	Yannick GUERRA		Holiday Gym G22		SPA							
1	2'23.685	36.706	30.927	41.822	34.230								
unfinished		27.884	30.257			257.6							

Fastest Lap:

2'09.140 26.974 29.392 39.393 33.381

These data/results cannot be reproduced, stored and/or transmitted in whole or in part by any manner of electronic, mechanical, photocopying, recording, broadcasting or otherwise now known or herein after developed without the previous express consent by the copyright owner, except for reproduction in daily press and regular printed publications on sale to the public within 60 days of the event related to those data/results and always provided that copyright symbol appears together as follows below.

© DORNA, 2010

Official MotoGP Timing by **TISSOT**
www.motogp.com

Sepang, Sunday, October 10, 2010

Page 7 of 7



Num Lap Time Gap

40	2'10.131	15.154
9	2'10.985	16.533
53	2'10.803	16.746
10	2'11.391	16.992
5	2'12.619	25.684
87	2'12.014	26.037
28	2'13.149	26.127
39	2'12.941	26.604
8	2'11.368	27.106
60	2'40.549	34.612
63	2'10.982	36.824
66	2'13.158	38.006
95	2'13.781	38.749
35	2'11.668	55.997

Lap 9

29	2'10.305	
24	2'10.018	0.116
15	2'09.347	0.574
45	2'10.142	1.785
44	2'09.486	1.957
65	2'09.838	4.731
77	2'10.250	4.814
17	2'09.930	5.146
6	2'10.070	7.073
16	2'09.784	8.442
2	2'10.358	8.698
55	2'09.693	9.132
14	2'10.316	9.385
68	2'10.975	9.557
3	2'09.848	9.820
56	2'10.808	10.083
25	2'10.504	10.716
71	2'10.359	11.366
40	2'10.238	15.087
80	2'11.585	15.346
9	2'10.895	17.123
53	2'10.943	17.384
10	2'10.823	17.510
5	2'12.435	27.814
28	2'12.046	27.868
87	2'12.175	27.907
39	2'11.826	28.125
8	2'11.603	28.404
60	2'10.171	34.478
63	2'11.084	37.603
66	2'13.548	41.249
95	2'12.950	41.394
35	2'12.550	58.242

Lap 10

29	2'10.015	
24	2'09.974	0.075
15	2'09.795	0.354
44	2'09.417	1.359
45	2'10.548	2.318
17	2'10.124	5.255
65	2'10.574	5.290
77	2'10.715	5.514
6	2'09.984	7.042
16	2'10.085	8.512
2	2'10.127	8.810
55	2'10.079	9.196
68	2'09.893	9.435
14	2'10.612	9.982
3	2'10.516	10.321
25	2'10.050	10.751
56	2'11.491	11.559
71	2'10.609	11.960
40	2'10.505	15.577

80	2'10.783	16.114
10	2'10.637	18.132
9	2'11.296	18.404
53	2'11.351	18.720
87	2'11.202	29.094
28	2'11.865	29.718
5	2'12.497	30.296
8	2'12.223	30.612
39	2'12.994	31.104
60	2'10.822	35.285
63	2'11.124	38.712
66	2'13.272	44.506
95	2'13.381	44.760
35	2'41.699	1'29.926

Lap 11

29	2'09.951	
15	2'10.075	0.478
44	2'09.300	0.708
24	2'10.627	0.751
45	2'11.074	3.441
17	2'09.929	5.233
65	2'09.975	5.314
77	2'10.035	5.598
6	2'09.651	6.742
16	2'10.016	8.577
2	2'10.267	9.126
68	2'09.820	9.304
55	2'10.321	9.566
3	2'09.897	10.267
25	2'10.179	10.979
14	2'11.173	11.204
71	2'09.619	11.628
56	2'10.878	12.486
40	2'10.748	16.374
80	2'10.738	16.901
10	2'10.747	18.928
9	2'10.717	19.170
53	2'10.847	19.616
87	2'11.483	30.626
28	2'11.729	31.496
5	2'12.146	32.491
39	2'11.748	32.901
8	2'12.324	32.985
60	2'10.153	35.487
63	2'11.324	40.085
66	2'13.076	47.631
95	2'13.514	48.323

Lap 12

44	2'09.593	
29	2'10.433	0.132
15	2'10.132	0.309
24	2'10.158	0.608
17	2'10.284	5.216
65	2'10.305	5.318
77	2'10.187	5.484
6	2'09.735	6.176
45	2'13.317	6.457
16	2'09.876	8.152
68	2'10.597	9.600
55	2'10.476	9.741
3	2'10.123	10.089
2	2'11.431	10.256
25	2'10.138	10.816
71	2'09.921	11.248
14	2'10.848	11.751
56	2'11.184	13.369
80	2'11.139	17.739
9	2'11.067	19.936

10	2'11.469	20.096
53	2'11.446	20.761
40	2'15.062	21.135
87	2'11.728	32.053
28	2'11.684	32.879
5	2'11.223	33.413
8	2'10.962	33.646
39	2'11.853	34.453
60	2'09.843	35.029
63	2'11.131	40.915
66	2'12.868	50.198
95	2'15.817	53.839

Lap 13

44	2'09.636	
29	2'09.762	0.258
15	2'09.861	0.534
24	2'09.898	0.870
65	2'10.264	5.946
17	2'10.580	6.160
6	2'10.312	6.852
77	2'11.164	7.012
16	2'10.138	8.654
55	2'10.520	10.625
2	2'10.538	11.158
25	2'10.364	11.544
71	2'10.492	12.104
3	2'11.801	12.254
14	2'10.935	13.050
68	2'14.100	14.064
56	2'10.954	14.687
80	2'11.146	19.249
9	2'10.416	20.716
10	2'11.071	21.531
53	2'10.796	21.921
45	2'36.412	33.233
87	2'11.809	34.226
5	2'11.423	35.200
28	2'12.153	35.396
60	2'10.572	35.965
8	2'12.331	36.341
39	2'12.145	36.962
63	2'11.131	42.410
40	2'33.870	45.369
66	2'12.903	53.465
95	2'17.176	1'01.379

Lap 14

44	2'09.522	
29	2'09.421	0.157
15	2'09.448	0.460
24	2'09.818	1.166
65	2'10.329	6.753
17	2'10.353	6.991
6	2'09.850	7.180
77	2'10.213	7.703
16	2'10.109	9.241
55	2'10.455	11.558
3	2'09.907	12.639
25	2'11.019	13.041
71	2'11.655	14.237
14	2'10.803	14.331
68	2'10.439	14.981
56	2'10.949	16.114
80	2'11.469	21.196
9	2'10.671	21.865
10	2'11.051	23.060
53	2'11.001	23.400
87	2'12.033	36.737
60	2'10.491	36.934

5	2'11.869	37.547
8	2'12.312	39.131
28	2'13.386	39.260
39	2'12.213	39.653
63	2'11.442	44.330
66	2'12.912	56.855
95	2'15.906	1'07.763

Lap 15

44	2'09.714	
15	2'09.920	0.666
29	2'10.610	1.053
24	2'09.929	1.381
6	2'10.401	7.867
17	2'10.820	8.097
65	2'11.178	8.217
77	2'10.461	8.450
16	2'10.180	9.707
55	2'10.512	12.356
3	2'09.741	12.666
25	2'10.385	13.712
14	2'10.497	15.114
68	2'10.107	15.374
71	2'11.125	15.648
56	2'09.999	16.399
80	2'11.518	23.000
9	2'11.109	23.260
53	2'11.250	24.936
10	2'11.659	25.005
60	2'10.030	37.250
87	2'11.207	38.230
5	2'10.936	38.769
8	2'11.360	40.777
28	2'11.431	40.977
39	2'12.113	42.052
63	2'11.049	45.665
66	2'12.865	1'00.006
95	2'16.356	1'14.405

Lap 16

44	2'09.436	
15	2'09.158	0.388
29	2'10.509	2.126
24	2'10.393	2.338
6	2'10.128	8.559
17	2'10.243	8.904
65	2'10.220	9.001
77	2'10.349	9.363
16	2'10.210	10.481
3	2'10.273	13.503
55	2'11.125	14.045
25	2'10.557	14.833
68	2'10.465	16.403
71	2'10.319	16.531
56	2'09.940	16.903
14	2'11.589	17.267
9	2'10.899	24.723
80	2'11.374	24.938
10	2'11.132	26.701
53	2'11.547	27.047
60	2'09.959	37.773
87	2'11.360	40.154
5	2'11.227	40.560
8	2'11.167	42.508
28	2'11.500	43.041
39	2'12.768	45.384
63	2'10.979	47.208
66	2'14.126	1'04.696
95	2'15.054	1'20.023

Lap 17

44	2'09.438	
15	2'09.166	0.116
29	2'10.707	3.395
24	2'10.698	3.598
6	2'10.424	9.545
17	2'10.252	9.718
65	2'10.244	9.807
77	2'10.333	10.258
16	2'10.415	11.458
3	2'10.108	14.173
55	2'10.998	15.605
25	2'10.719	16.114
68	2'11.425	18.390
56	2'11.052	18.517
71	2'12.069	19.162
14	2'11.639	19.468
9	2'11.883	27.168
80	2'11.939	27.439
53	2'11.212	28.821
10	2'11.630	28.893
60	2'09.934	38.269
87	2'11.363	42.079
5	2'11.517	42.639
8	2'11.340	44.410
28	2'11.954	45.557
63	2'11.244	49.014
39	2'13.311	49.257
66	2'13.676	1'08.934
95	2'15.270	1'25.855

Lap 18

44	2'09.283	
15	2'09.310	0.143
29	2'11.078	5.190
24	2'10.997	5.312
17	2'10.121	10.556
6	2'10.351	10.613
65	2'10.480	11.004
77	2'10.238	11.213
16	2'10.801	12.976
3	2'10.470	15.360
55	2'11.341	17.663
25	2'11.343	18.174
68	2'11.068	20.175
56	2'11.257	20.491
71	2'11.324	21.203
14	2'12.324	22.509
9	2'10.870	28.755
80	2'10.925	29.081
10	2'10.585	30.195
53	2'11.238	30.776
60	2'09.876	38.862
87	2'11.175	43.971
5	2'11.414	44.770
8	2'11.769	46.896
28	2'11.785	48.059
63	2'10.708	50.439
39	2'13.870	53.844
66	2'13.071	1'1

<i>Num</i>	<i>Lap Time</i>	<i>Gap</i>
65	2'10.655	12.519
77	2'10.516	12.589
16	2'11.174	15.010
3	2'10.487	16.707
55	2'11.656	20.179
25	2'11.428	20.462
68	2'10.603	21.638
56	2'11.037	22.388
71	2'12.449	24.512
14	2'12.997	26.366
80	2'10.789	30.730
9	2'11.465	31.080
10	2'11.184	32.239
53	2'12.168	33.804
60	2'09.726	39.448
87	2'11.200	46.031
5	2'11.627	47.257
8	2'12.302	50.058
28	2'11.911	50.830
63	2'10.672	51.971
39	2'14.451	59.155
66	2'13.177	1'16.759
95	2'18.149	1'43.949

Lapped rider

These data/results cannot be reproduced, stored and/or transmitted in whole or in part by any manner of electronic, mechanical, photocopying, recording, broadcasting or otherwise now known or herein after developed without the previous express consent by the copyright owner, except for reproduction in daily press and regular printed publications on sale to the public within 60 days of the event related to those data/results and always provided that copyright symbol appears together as follows below.

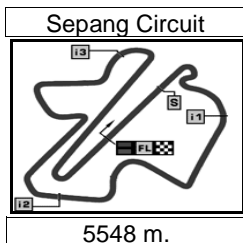
© DORNA, 2010

Official MotoGP Timing by **TISSOT**
www.motogp.com

Sepang, Sunday, October 10, 2010

Page 3 of 3





Computerised results and timing service provided by **TISSOT**

After the **SHELL ADVANCE MALAYSIAN MOTORCYCLE GRAND PRIX**

Moto2

2010 Riders Performance

(Qualifying Position - Race Position)

25

Rider	Points	QAT	SPA	FRA	ITA	GBR	NED	CAT	GER	CZE	INP	RSM	ARA	JPN	MAL	AUS	POR	VAL
1 ELIAS Toni	262	1-4	3-1	7-1	2-5	18-10	6-2	4-5	3-1	3-1	6-1	1-1	12-4	4-1	4-4	-	-	-
2 SIMON Julian	168	2-NL	2-8	9-2	10-9	4-3	7-6	11-3	4-NC	9-5	1-2	3-2	4-2	1-2	1-21	-	-	-
3 IANNONE Andrea	163	21-19	29-NL	14-4	1-1	16-12	1-1	1-13	1-2	2-3	26-4	5-NC	1-1	10-13	6-3	-	-	-
4 LUTHI Thomas	138	16-7	5-3	18-19	9-4	9-2	5-3	3-2	21-NC	13-11	17-7	15-3	20-10	16-8	3-NC	-	-	-
5 CORSI Simone	119	26-8	10-5	8-3	26-3	15-NC	19-12	13-6	6-NC	7-8	4-5	6-4	5-5	18-11	39-10	-	-	-
6 CLUZEL Jules	101	6-3	14-11	4-NC	4-NC	2-1	10-7	5-14	31-12	11-4	18-NC	4-6	14-6	13-16	13-9	-	-	-
7 TALMACSI Gabor	95	14-9	7-9	20-5	7-7	19-NC	23-13	32-11	5-6	16-6	16-8	10-7	7-3	28-21	15-NC	-	-	-
8 TAKAHASHI Yuki	86	5-NC	4-4	2-NC	19-8	38-18	13-10	2-1	13-NC	5-2	13-26	13-NC	26-12	3-6	18-NC	-	-	-
9 TOMIZAWA Shoya	82	9-1	1-2	15-NC	5-6	11-6	4-5	7-NC	8-18	1-10	24-NS	8-NC	-	-	-	-	-	-
10 ROLFO Roberto	75	12-5	17-12	10-10	16-18	27-24	14-NC	10-NC	12-3	4-NC	19-25	24-10	23-19	11-9	5-1	-	-	-
11 DEBON Alex	63	8-2	13-25	3-16	15-10	17-5	3-NS	20-NC	10-NC	15-7	34-NC	-	27-22	26-10	10-5	-	-	-
12 BRADL Stefan	61	3-NL	6-14	35-9	23-14	3-NC	16-19	-	7-9	20-9	9-NC	17-5	9-9	8-7	22-7	-	-	-
13 GADEA Sergio	59	11-10	8-6	6-6	6-2	22-15	25-23	18-25	32-NC	22-14	8-6	18-NC	25-20	20-17	21-NC	-	-	-
14 ABRAHAM Karel	59	23-14	25-28	16-NC	20-17	14-NC	12-9	12-4	11-5	34-NS	-	25-NS	22-18	7-3	7-6	-	-	-
15 REDDING Scott	58	17-23	27-16	22-11	28-21	12-4	20-11	14-NC	15-NC	10-22	3-3	2-NC	2-8	2-5	8-NC	-	-	-
16 AEGERTER Dominique	57	20-11	21-13	30-30	29-16	13-9	33-18	16-NC	9-8	6-16	21-11	12-8	11-7	12-12	11-8	-	-	-
17 DE ANGELIS Alex	44	4-NL	26-NS	17-NC	3-11	-	26-20	30-10	-	-	-	7-NC	3-NC	6-4	2-2	-	-	-
18 NIETO Fonsi	41	24-13	18-21	5-8	35-15	10-11	8-NC	17-8	17-4	12-13	12-NS	-	32-NC	14-NC	16-19	-	-	-
19 WILAIROT Ratthapark	30	19-17	30-17	12-7	24-NC	24-13	2-4	8-NC	18-17	24-21	7-NC	32-12	21-15	22-24	23-16	-	-	-
20 HERNANDEZ Yonny	30	27-NC	12-10	25-12	27-20	5-NC	22-15	23-12	14-10	33-23	23-15	23-11	16-NC	9-NC	27-13	-	-	-
21 DI MEGLIO Mike	24	13-16	28-22	29-20	21-NC	31-7	17-8	21-NC	20-NC	18-20	22-12	19-NC	15-13	19-18	19-26	-	-	-
22 CORTI Claudio	19	28-20	16-18	13-15	22-22	1-30	9-17	37-22	23-22	23-26	14-13	14-9	6-11	5-14	12-15	-	-	-
23 NOYES Kenny	18	30-18	9-7	1-NC	33-26	23-21	34-22	9-7	35-21	31-NC	30-19	35-24	35-NC	21-22	25-18	-	-	-
24 BALDOLINI Alex	18	10-12	19-32	28-14	11-13	7-NC	28-16	26-NC	16-11	14-17	20-16	21-NC	17-NC	15-NC	14-12	-	-	-
25 WEST Anthony	17	39-NC	11-15	32-26	39-27	33-17	18-NC	29-9	19-13	32-18	5-10	34-17	28-21	31-23	26-24	-	-	-

NC=Not classified NL=Not finished first lap NP=Not started race re-start N2=Not finished first lap race re-start EX=Excluded NS=Not Started DS=Disqualified

These data/results cannot be reproduced, stored and/or transmitted in whole or in part by any manner of electronic, mechanical, photocopying, recording, broadcasting or otherwise now known or herein after developed without the previous express consent by the copyright owner, except for reproduction in daily press and regular printed publications on sale to the public within 60 days of the event related to those data/results and always provided that copyright symbol appears together as follows below.
© DORNA, 2010

Official MotoGP Timing by **TISSOT**
www.motogp.com



	Rider	<i>Points</i>	QAT	SPA	FRA	ITA	GBR	NED	CAT	GER	CZE	INP	RSM	ARA	JPN	MAL	<i>AUS</i>	<i>POR</i>	<i>VAL</i>
26	FAUBEL Hector	13	32-22	24-NC	27-NC	12-12	32-NC	35-25	15-NC	27-25	19-12	2-NC	11-16	19-17	24-30	17-11	-	-	-
27	PASINI Mattia	12	18-6	36-NC	31-NC	25-NC	21-NC	15-14	-	-	-	-	9-NC	24-NC	-	-	-	-	-
28	CUDLIN Damian	9	-	-	-	-	-	-	-	22-7	-	-	-	-	-	-	-	-	-
29	SIMEON Xavier	9	-	-	11-NC	13-19	6-8	30-NC	34-24	25-15	35-19	-	16-19	-	-	-	-	-	-
30	DI SALVO Jason	7	-	-	-	-	-	-	-	-	-	27-9	-	-	-	-	-	-	-
31	DE ROSA Raffaele	5	7-NC	15-20	21-NC	14-NC	36-28	27-27	22-16	24-NC	17-15	10-NC	28-13	10-NC	17-15	20-NC	-	-	-
32	PESEK Lukas	5	25-15	33-26	23-13	17-NC	25-20	11-NC	24-NC	33-NL	25-NC	15-20	30-15	-	-	-	-	-	-
33	RANSEDER Michael	4	-	-	-	-	-	-	-	-	-	11-NS	22-14	-	23-20	9-14	-	-	-
34	PIRRO Michele	2	-	-	-	-	-	-	-	-	-	-	-	8-14	-	-	-	-	-
35	PONS Axel	2	31-NC	22-19	24-NC	8-NC	20-23	32-NS	-	-	21-25	28-14	26-18	30-NC	29-19	24-17	-	-	-
36	IVANOV Vladimir	2	33-26	35-23	34-21	30-NC	34-19	29-21	31-18	28-14	26-27	25-NC	-	-	39-32	33-NC	-	-	-
37	TODE Arne	2	22-21	23-29	26-18	18-24	8-14	21-NC	19-17	2-27	8-NL	32-23	-	-	-	-	-	-	-
38	TESHIMA Yusuke	1	-	-	-	-	-	-	36-15	30-19	29-NC	37-NC	-	-	25-NL	-	-	-	-

NC=Not classified NL=Not finished first lap NP=Not started race re-start N2=Not finished first lap race re-start EX=Excluded NS=Not Started DS=Disqualified

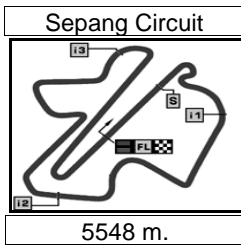
These data/results cannot be reproduced, stored and/or transmitted in whole or in part by any manner of electronic, mechanical, photocopying, recording, broadcasting or otherwise now known or herein after developed without the previous express consent by the copyright owner, except for reproduction in daily press and regular printed publications on sale to the public within 60 days of the event related to those data/results and always provided that copyright symbol appears together as follows below.
© DORNA, 2010

Official MotoGP Timing by **TISSOT**
www.motogp.com

Sepang, Sunday, October 10, 2010

Moto2 Page 2 of 2





Computerised results and timing service provided by **TISSOT**

Moto2

SHELL ADVANCE MALAYSIAN MOTORCYCLE GRAND P

Official Starting Grid

Race : 19 laps = 105.412 km



1	1 2'08.562 60 Julian SIMON Suter	2	2 2'08.754 15 Alex DE ANGELIS Motobi	3	3 2'08.860 12 Thomas LUTHI Moriwaki	4	4 2'08.863 24 Toni ELIAS Moriwaki
2	5 2'08.920 44 Roberto ROLFO Suter	6	6 2'09.004 29 Andrea IANNONE Speed Up	7	7 2'09.187 17 Karel ABRAHAM FTR	8	8 2'09.335 45 Scott REDDING Suter
3	9 2'09.409 56 Michael RANSEDER Suter	10	10 2'09.429 6 Alex DEBON FTR	11	11 2'09.430 77 Dominique AEGERTER Suter	12	12 2'09.489 71 Claudio CORTI Suter
4	13 2'09.563 16 Jules CLUZEL Suter	14	14 2'09.587 25 Alex BALDOLINI I.C.P.	15	15 2'09.714 2 Gabor TALMACSI Speed Up	16	16 2'09.746 10 Fonsi NIETO Moriwaki
5	17 2'09.794 55 Hector FAUBEL Suter	18	18 2'09.852 72 Yuki TAKAHASHI Tech 3	19	19 2'09.879 63 Mike DI MEGLIO Suter	20	20 2'09.900 35 Raffaele DE ROSA Tech 3
6	21 2'09.959 40 Sergio GADEA Pons Kalex	22	22 2'09.988 65 Stefan BRADL Suter	23	23 2'10.059 14 Rattapark WILAIROT Bimota	24	24 2'10.129 80 Axel PONS Pons Kalex
7	25 2'10.194 9 Kenny NOYES Promoharris	26	26 2'10.444 8 Anthony WEST MZ-RE Honda	27	27 2'10.566 68 Yonny HERNANDEZ BQR-Moto2	25	25 2'10.885 5 Joan OLIVE Promoharris
8	29 2'10.971 53 Valentin DEBISE ADV	30	30 2'11.069 46 Javier FORES Bimota	31	31 2'11.289 87 Mohamad ZAMRI BABA Moriwaki	26	26 2'11.351 28 Kazuki WATANABE Suter
9	33 2'11.496 61 Vladimir IVANOV Moriwaki	34	34 2'11.972 39 Robertino PIETRI Suter	35	35 2'12.253 88 Yannick GUERRA Moriwaki	27	27 2'12.645 70 Ferruccio LAMBORGHINI Moriwaki
10	37 2'12.952 95 Mashel AL NAIMI BQR-Moto2	38	38 2'13.458 66 Hiromichi KUNIKAWA Bimota	39	39 3'20.426 3 Simone CORSI Motobi		

The results are provisional until the end of the limit for protest and appeals and until the ratification of the Event Management Committee.

Time limit for protest expires 60' at the latest after publication of the results - Mr. Time:

These data/results cannot be reproduced, stored and/or transmitted in whole or in part by any manner of electronic, mechanical, photocopying, recording, broadcasting or otherwise now known or herein after developed without the previous express consent by the copyright owner, except for reproduction in daily press and regular printed publications on sale to the public within 60 days of the event related to those data/results and always provided that copyright symbol appears together as follows below.

© DORNA, 2010

Official MotoGP Timing by **TISSOT**
www.motogp.com



Sepang, Sunday, October 10, 2010



Computerised results and timing service provided by **TISSOT**

Moto2

**SHELL ADVANCE MALAYSIAN MOTORCYCLE GRAND
Race
Top Speed & Average**



Rider	Nation	Motorcycle	Top 5 speeds					Average	Top
16 Jules CLUZEL	FRA	SUTER	265.9	265.6	263.6	262.7	262.3	264.0	265.9
25 Alex BALDOLINI	ITA	I.C.P.	265.6	265.6	262.5	262.4	262.0	263.6	265.6
61 Vladimir IVANOV	UKR	MORIWAKI	265.6	260.6	260.2	258.9	258.6	260.8	265.6
17 Karel ABRAHAM	CZE	FTR	265.3	262.0	261.1	260.1	259.9	261.7	265.3
2 Gabor TALMACSI	HUN	SPEED UP	265.2	264.8	263.9	263.6	262.1	263.9	265.2
6 Alex DEBON	SPA	FTR	265.0	263.8	263.5	262.9	262.5	263.5	265.0
15 Alex DE ANGELIS	RSM	MOTOBI	264.3	262.8	262.3	261.9	261.8	262.6	264.3
55 Hector FAUBEL	SPA	SUTER	263.7	263.6	261.9	261.1	261.0	262.3	263.7
29 Andrea IANNONE	ITA	SPEED UP	262.9	262.1	262.1	261.8	261.7	262.1	262.9
77 Dominique AEGERTER	SWI	SUTER	262.9	262.5	262.5	261.6	260.5	262.0	262.9
60 Julian SIMON	SPA	SUTER	262.7	261.8	261.7	261.5	260.6	261.6	262.7
63 Mike DI MEGLIO	FRA	SUTER	262.5	261.7	261.1	259.9	259.4	260.9	262.5
71 Claudio CORTI	ITA	SUTER	262.1	260.7	260.3	258.0	257.3	259.7	262.1
72 Yuki TAKAHASHI	JPN	TECH 3	261.7	259.9	259.7	259.0	258.8	259.8	261.7
66 Hiromichi KUNIKAWA	JPN	BIMOTA	261.6	259.2	258.9	258.8	257.0	259.1	261.6
12 Thomas LUTHI	SWI	MORIWAKI	261.2	260.3	260.2	258.5	257.0	259.4	261.2
14 Ratthapark WILAIROT	THA	BIMOTA	261.2	261.1	260.9	260.9	260.8	261.0	261.2
10 Fonsi NIETO	SPA	MORIWAKI	261.2	260.6	260.3	259.7	259.6	260.3	261.2
35 Raffaele DE ROSA	ITA	TECH 3	261.2	260.5	254.4	254.2	253.7	256.8	261.2
44 Roberto ROLFO	ITA	SUTER	261.2	261.1	260.2	260.2	259.9	260.5	261.2
80 Axel PONS	SPA	PONS KALEX	260.9	260.9	260.9	260.9	260.7	260.8	260.9
3 Simone CORSI	ITA	MOTOBI	260.9	260.6	260.4	260.3	259.7	260.4	260.9
56 Michael RANSEDER	AUT	SUTER	260.8	260.6	260.5	260.4	260.2	260.5	260.8
65 Stefan BRADL	GER	SUTER	260.7	260.3	260.2	259.1	258.7	259.8	260.7
9 Kenny NOYES	USA	PROMOHARRI	260.7	259.9	259.9	259.7	258.9	259.8	260.7
40 Sergio GADEA	SPA	PONS KALEX	260.6	260.4	259.8	259.7	259.6	260.0	260.6
24 Toni ELIAS	SPA	MORIWAKI	260.4	260.1	259.9	259.8	259.7	260.0	260.4
68 Yonny HERNANDEZ	COL	BQR-MOTO2	260.2	260.1	259.8	259.8	259.1	259.8	260.2
87 Mohamad ZAMRI BABA	MAL	MORIWAKI	260.2	260.1	259.9	258.9	258.5	259.5	260.2
53 Valentin DEBISE	FRA	ADV	260.0	259.8	258.9	258.2	257.9	259.0	260.0
8 Anthony WEST	AUS	MZ-RE HONDA	259.9	259.1	258.0	257.8	257.7	258.5	259.9
45 Scott REDDING	GBR	SUTER	259.9	256.5	256.4	255.7	255.2	256.7	259.9
95 Mashel AL NAIMI	QAT	BQR-MOTO2	259.9	258.6	257.6	257.5	257.5	258.2	259.9
28 Kazuki WATANABE	JPN	SUTER	259.8	258.9	258.1	257.9	257.3	258.4	259.8
39 Robertino PIETRI	VEN	SUTER	259.2	258.4	257.8	257.5	257.4	258.1	259.2
5 Joan OLIVE	SPA	PROMOHARRI	258.7	258.2	257.6	255.4	255.3	257.1	258.7
70 Ferruccio LAMBORGHINI	ITA	MORIWAKI	257.6	255.6	252.6	252.0	251.2	253.8	257.6
88 Yannick GUERRA	SPA	MORIWAKI	257.6					257.6	257.6
46 Javier FORES	SPA	BIMOTA	257.1	255.6	255.5	251.3		254.9	257.1

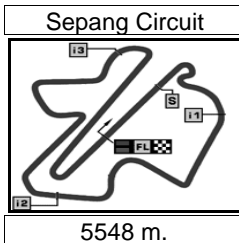
These data/results cannot be reproduced, stored and/or transmitted in whole or in part by any manner of electronic, mechanical, photocopying, recording, broadcasting or otherwise now known or herein after developed without the previous express consent by the copyright owner, except for reproduction in daily press and regular printed publications on sale to the public within 60 days of the event related to those data/results and always provided that copyright symbol appears together as follows below.

© DORNA, 2010

Official MotoGP Timing by **TISSOT**
www.motogp.com



Sepang, Sunday, October 10, 2010




Computerised results and timing service provided by **TISSOT**

Moto2

SHELL ADVANCE MALAYSIAN MOTORCYCLE GRAND

Race

Fastest Laps Sequence

<i>Lap</i>	<i>Race Time</i>	 <i>Rider</i>	<i>Nation</i>	<i>Motorcycle</i>	<i>Time</i>	<i>Km/h</i>	<i>Riders's Lap</i>
1	2'15.956	24 Toni ELIAS	SPA	MORIWAKI	2'15.956	146.906	1
2	4'26.263	24 Toni ELIAS	SPA	MORIWAKI	2'10.307	153.274	2
2	4'26.338	12 Thomas LUTHI	SWI	MORIWAKI	2'10.204	153.396	2
2	4'26.809	45 Scott REDDING	GBR	SUTER	2'09.387	154.364	2
3	6'36.595	60 Julian SIMON	SPA	SUTER	2'09.306	154.461	3
3	6'36.914	44 Roberto ROLFO	ITA	SUTER	2'09.241	154.539	3
4	8'45.335	29 Andrea IANNONE	ITA	SPEED UP	2'08.928	154.914	4
5	10'54.200	29 Andrea IANNONE	ITA	SPEED UP	2'08.865	154.990	5
7	15'16.734	60 Julian SIMON	SPA	SUTER	2'08.691	155.199	7

These data/results cannot be reproduced, stored and/or transmitted in whole or in part by any manner of electronic, mechanical, photocopying, recording, broadcasting or otherwise now known or herein after developed without the previous express consent by the copyright owner, except for reproduction in daily press and regular printed publications on sale to the public within 60 days of the event related to those data/results and always provided that copyright symbol appears together as follows below.

© DORNA, 2010

Official MotoGP Timing by **TISSOT**
www.motogp.com



Sepang, Sunday, October 10, 2010