

Computerised results and timing service provided by **TISSOT**


125cc

COMMERCIALBANK GRAND PRIX OF QATAR

Race

Classification after 18 laps = 96.84 km

17

Pos		Rider	Nation	Team	Motorcycle	Total Time	Km/h	Gap
1	25	18 Nicolas TEROL	SPA	Bankia Aspar Team 125cc	APRILIA	38'28.687	151.005	
2	20	11 Sandro CORTESE	GER	Intact-Racing Team Germany	APRILIA	38'36.397	150.502	7.710
3	16	33 Sergio GADEA	SPA	Pev-Blusens-SMX-Paris Hilton	APRILIA	38'37.834	150.409	9.147
4	13	7 Efren VAZQUEZ	SPA	Avant-AirAsia-Ajo	DERBI	38'38.201	150.385	9.514
5	11	94 Jonas FOLGER	GER	Red Bull Ajo MotorSport	APRILIA	38'38.385	150.373	9.698
6	10	5 Johann ZARCO	FRA	Avant-AirAsia-Ajo	DERBI	38'43.947	150.013	15.260
7	9	23 Alberto MONCAYO	SPA	Andalucia Banca Civica	APRILIA	38'44.039	150.007	15.352
8	8	39 Luis SALOM	SPA	RW Racing GP	APRILIA	38'44.383	149.985	15.696
9	7	25 Maverick VIÑALES	SPA	Pev-Blusens-SMX-Paris Hilton	APRILIA	38'44.597	149.971	15.910
10	6	44 Miguel OLIVEIRA	POR	Andalucia Banca Civica	APRILIA	38'56.083	149.234	27.396
11	5	55 Hector FAUBEL	SPA	Bankia Aspar Team 125cc	APRILIA	39'11.250	148.271	42.563
12	4	53 Jasper IWEMA	NED	Ongetta-Abbink Metaal	APRILIA	39'12.459	148.195	43.772
13	3	52 Danny KENT	GBR	Red Bull Ajo MotorSport	APRILIA	39'12.688	148.181	44.001
14	2	15 Simone GROTZKYJ	ITA	Phonica Racing	APRILIA	39'12.959	148.164	44.272
15	1	96 Louis ROSSI	FRA	Matteoni Racing	APRILIA	39'18.717	147.802	50.030
16		99 Danny WEBB	GBR	Mahindra Racing	MAHINDRA	39'19.111	147.777	50.424
17		31 Niklas AJO	FIN	TT Motion Events Racing	APRILIA	39'30.232	147.084	1'01.545
18		17 Taylor MACKENZIE	GBR	Phonica Racing	APRILIA	39'31.618	146.998	1'02.931
19		63 Zulfahmi KHAIRUDDIN	MAL	Airasia-Sic-Ajo	DERBI	39'33.879	146.858	1'05.192
20		3 Luigi MORCIANO	ITA	Team Italia FMI	APRILIA	39'33.960	146.853	1'05.273
21		77 Marcel SCHROTTER	GER	Mahindra Racing	MAHINDRA	39'34.083	146.845	1'05.396
22		19 Alessandro TONUCCI	ITA	Team Italia FMI	APRILIA	39'41.145	146.410	1'12.458
23		84 Jakub KORNFEIL	CZE	Ongetta-Centro Seta	APRILIA	39'59.316	145.301	1'30.629
24		12 Daniel KARTHEININGER	GER	Caretta Technology Forward Te	KTM	39'59.479	145.291	1'30.792
25		21 Harry STAFFORD	GBR	Ongetta-Centro Seta	APRILIA	39'59.485	145.291	1'30.798
26		30 Giulian PEDONE	SWI	Phonica Racing	APRILIA	40'23.074	143.876	1'54.387
27		43 Francesco MAURIELLO	ITA	WTR-Ten10 Racing	APRILIA	40'23.235	143.867	1'54.548
28		26 Adrian MARTIN	SPA	Bankia Aspar Team 125cc	APRILIA	39'57.832	113.082	4 laps
Not Classified								
		36 Joan PERELLO	SPA	Matteoni Racing	APRILIA	20'37.005	140.914	9 laps
		76 Hiroki ONO	JPN	Caretta Technology Forward Te	KTM	15'18.441	147.615	11 laps

The results are provisional until the end of the limit for protest and appeals.

Time limit for protest expires 60' after publication of the results - Mr. Time:

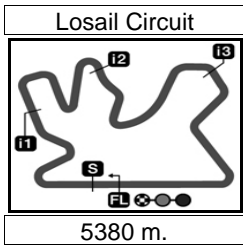
These data/results cannot be reproduced, stored and/or transmitted in whole or in part by any manner of electronic, mechanical, photocopying, recording, broadcasting or otherwise now known or herein after developed without the previous express consent by the copyright owner, except for reproduction in daily press and regular printed publications on sale to the public within 60 days of the event related to those data/results and always provided that copyright symbol appears together as follows below.

© DORNA, 2011

Official MotoGP Timing by **TISSOT**
www.motogp.com

Doha, Sunday, March 20, 2011





Computerised results and timing service provided by **TISSOT**


125cc

COMMERCIALBANK GRAND PRIX OF QATAR

Race

Classification after 18 laps = 96.84 km

17

Pos	 Rider	Nation	Team	Motorcycle	Total Time	Km/h	Gap
-----	---	--------	------	------------	------------	------	-----

Race condition: Dry
 Air: 23°
 Humidity: 11%
 Ground: 25°

Pole Position:		Nicolas TEROL	2'06.605	152.979 Km/h
Fastest Lap:	Lap 3	Nicolas TEROL	2'06.463	153.151 Km/h
Circuit Record Lap:	2008	Scott REDDING	2'05.695	154.087 Km/h
Circuit Best Lap:	2008	Bradley SMITH	2'05.242	154.644 Km/h

18:45'00

SIGHTING LAP START

18:58'00

WARM UP LAP START

19:01'52

RACE START

19:07'37 Adrian MARTIN

crashed out - Rider OK

19:07'54 Adrian MARTIN

re-joined race

19:08'28 Joan PERELLO

jump start

19:08'51 Joan PERELLO

ride through penalty

19:08'56 Adrian MARTIN

entered pits

19:13'11 Joan PERELLO

entered pits for ride through

19:13'34 Joan PERELLO

re-joined race

19:17'52 Adrian MARTIN

re-joined race

19:18'55 Hiroki ONO

crashed out - Rider OK

19:19'23 Hiroki ONO

re-joined race

19:19'51 Hiroki ONO

entered pits and retired

19:24'39 Joan PERELLO

entered pits and retired

The results are provisional until the end of the limit for protest and appeals.

Time limit for protest expires 60' after publication of the results - Mr. Time:

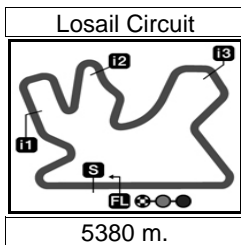
These data/results cannot be reproduced, stored and/or transmitted in whole or in part by any manner of electronic, mechanical, photocopying, recording, broadcasting or otherwise now known or herein after developed without the previous express consent by the copyright owner, except for reproduction in daily press and regular printed publications on sale to the public within 60 days of the event related to those data/results and always provided that copyright symbol appears together as follows below.

© DORNA, 2011

Official MotoGP Timing by **TISSOT**
 www.motogp.com

Doha, Sunday, March 20, 2011





Computerised results and timing service provided by **TISSOT**

125cc

COMMERCIALBANK GRAND PRIX OF QATAR

World Championship Classification

18

Rider	<i>Nation</i>	<i>Points</i>	<i>QAT</i>	<i>SPA</i>	<i>POR</i>	<i>FRA</i>	<i>CAT</i>	<i>GBR</i>	<i>NED</i>	<i>ITA</i>	<i>GER</i>	<i>CZE</i>	<i>INP</i>	<i>RSM</i>	<i>ARA</i>	<i>AUS</i>	<i>JPN</i>	<i>MAL</i>	<i>VAL</i>
1 TEROL Nicolas	SPA	25	25																
2 CORTESE Sandro	GER	20	20																
3 GADEA Sergio	SPA	16	16																
4 VAZQUEZ Efren	SPA	13	13																
5 FOLGER Jonas	GER	11	11																
6 ZARCO Johann	FRA	10	10																
7 MONCAYO Alberto	SPA	9	9																
8 SALOM Luis	SPA	8	8																
9 VIÑALES Maverick	SPA	7	7																
10 OLIVEIRA Miguel	POR	6	6																
11 FAUBEL Hector	SPA	5	5																
12 IWEMA Jasper	NED	4	4																
13 KENT Danny	GBR	3	3																
14 GROTZKYJ Simone	ITA	2	2																
15 ROSSI Louis	FRA	1	1																

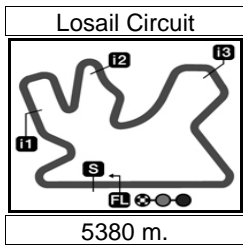
Constructor	<i>Points</i>	<i>QAT</i>	<i>SPA</i>	<i>POR</i>	<i>FRA</i>	<i>CAT</i>	<i>GBR</i>	<i>NED</i>	<i>ITA</i>	<i>GER</i>	<i>CZE</i>	<i>INP</i>	<i>RSM</i>	<i>ARA</i>	<i>AUS</i>	<i>JPN</i>	<i>MAL</i>	<i>VAL</i>
1 APRILIA	25	25																
2 DERBI	13	13																

These data/results cannot be reproduced, stored and/or transmitted in whole or in part by any manner of electronic, mechanical, photocopying, recording, broadcasting or otherwise now known or herein after developed without the previous express consent by the copyright owner, except for reproduction in daily press and regular printed publications on sale to the public within 60 days of the event related to those data/results and always provided that copyright symbol appears together as follows below.
© DORNA, 2011

Official MotoGP Timing by **TISSOT**
www.motogp.com



Doha, Sunday, March 20, 2011



Computerised results and timing service provided by **TISSOT**

125cc

COMMERCIALBANK GRAND PRIX OF QATAR

**Race
Lap Chart**

19

Pos	1	2	3	4	5	6	7	8	9	10	11	12	13	14	15	16	17	18	19	20	21	22	23	24	25	26	27	28	29	30	31
Grid	18	11	7	33	55	94	5	23	25	39	96	44	52	15	26	31	63	76	3	17	53	77	99	19	36	84	30	21	12	43	69

	1	18	11	7	55	33	94	39	25	23	26	76	44	5	31	52	17	99	15	53	3	96	63	19	77	84	12	21	43	30	36
	2	18	55	11	7	94	33	25	23	39	26	5	44	76	31	52	15	99	17	53	19	3	77	63	96	84	12	21	43	30	36
	3	18	55	11	7	94	33	25	23	39	5	44	76	52	99	15	31	17	53	63	19	77	3	96	12	84	21	43	30	36	26
	4	18	11	7	55	94	33	25	23	5	39	44	52	76	15	99	31	17	53	63	77	96	19	3	84	12	21	43	30	36	26
	5	18	55	7	11	94	33	25	5	39	23	44	52	76	15	99	53	31	17	96	63	19	77	3	84	12	21	30	43	36	26
	6	18	55	11	7	94	33	5	25	39	23	44	52	76	15	53	99	31	17	96	63	3	19	77	84	21	12	30	43	36	26
	7	18	55	11	7	94	33	25	5	39	23	44	52	76	15	53	99	17	31	96	63	3	19	77	21	84	12	30	43	36	26
	8	18	11	55	7	94	33	25	5	39	23	44	52	15	53	99	17	31	96	63	3	77	19	84	21	12	30	43	36	26	
	9	18	11	7	55	94	33	5	25	39	23	44	15	52	53	17	99	31	96	3	63	77	19	84	21	12	43	30	36	26	
	10	18	11	7	55	94	33	25	5	39	23	44	15	52	53	99	17	31	96	63	3	77	19	12	84	21	30	43	26		
L	11	18	11	7	55	94	33	25	5	39	23	44	15	52	53	99	31	17	96	3	63	77	19	84	21	12	30	43	26		
a	12	18	11	55	7	94	33	25	5	39	23	44	15	52	53	99	96	31	17	63	3	77	19	21	84	12	43	30	26		
P	13	18	55	11	7	33	94	25	5	39	23	44	15	52	53	99	96	31	17	63	3	77	19	21	84	12	30	43	26		
S	14	18	11	7	33	94	25	5	39	23	55	44	52	15	53	99	96	31	17	63	3	77	19	21	12	84	30	43	26		
	15	18	11	7	33	94	25	5	23	39	55	44	15	52	53	99	96	31	17	63	3	77	19	21	84	12	43	30			
	16	18	11	7	33	94	5	23	25	39	44	55	52	15	53	96	99	31	17	63	3	77	19	21	84	12	30	43			
	17	18	11	33	7	94	25	5	23	39	44	55	53	15	52	96	99	31	17	63	3	77	19	84	21	12	30	43			
	18	18	11	33	7	94	5	23	39	25	44	55	53	15	96	99	31	17	63	3	77	19	84	12	21	30	43				

Winner Lapped rider

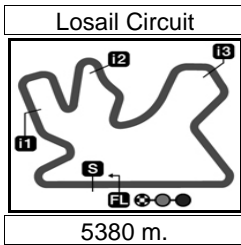
These data/results cannot be reproduced, stored and/or transmitted in whole or in part by any manner of electronic, mechanical, photocopying, recording, broadcasting or otherwise now known or herein after developed without the previous express consent by the copyright owner, except for reproduction in daily press and regular printed publications on sale to the public within 60 days of the event related to those data/results and always provided that copyright symbol appears together as follows below.

© DORNA, 2011

Official MotoGP Timing by **TISSOT**
www.motogp.com



Doha, Sunday, March 20, 2011



Computerised results and timing service provided by **TISSOT**


125cc

COMMERCIALBANK GRAND PRIX OF QATAR

Race

Fastest Lap of Each Rider

20

	Rider	Nation	Team	Motorcycle	Time	Lap Total	Gap
1	18 Nicolas TEROL	SPA	Bankia Aspar Team 125cc	APRILIA	2'06.463	3 18	
2	55 Hector FAUBEL	SPA	Bankia Aspar Team 125cc	APRILIA	2'07.313	3 18	0.850 0.850
3	11 Sandro CORTESE	GER	Intact-Racing Team Germany	APRILIA	2'07.332	3 18	0.869 0.019
4	7 Efren VAZQUEZ	SPA	Avant-AirAsia-Ajo	DERBI	2'07.490	3 18	1.027 0.158
5	5 Johann ZARCO	FRA	Avant-AirAsia-Ajo	DERBI	2'07.658	4 18	1.195 0.168
6	94 Jonas FOLGER	GER	Red Bull Ajo MotorSport	APRILIA	2'07.806	7 18	1.343 0.148
7	39 Luis SALOM	SPA	RW Racing GP	APRILIA	2'07.947	4 18	1.484 0.141
8	33 Sergio GADEA	SPA	Pev-Blusens-SMX-Paris Hilton	APRILIA	2'07.951	4 18	1.488 0.004
9	25 Maverick VIÑALES	SPA	Pev-Blusens-SMX-Paris Hilton	APRILIA	2'08.029	10 18	1.566 0.078
10	23 Alberto MONCAYO	SPA	Andalucia Banca Civica	APRILIA	2'08.070	4 18	1.607 0.041
11	44 Miguel OLIVEIRA	POR	Andalucia Banca Civica	APRILIA	2'08.522	5 18	2.059 0.452
12	53 Jasper IWEMA	NED	Ongetta-Abbink Metaal	APRILIA	2'08.805	5 18	2.342 0.283
13	15 Simone GROTZKYJ	ITA	Phonica Racing	APRILIA	2'08.988	4 18	2.525 0.183
14	52 Danny KENT	GBR	Red Bull Ajo MotorSport	APRILIA	2'09.190	3 18	2.727 0.202
15	26 Adrian MARTIN	SPA	Bankia Aspar Team 125cc	APRILIA	2'09.253	2 14	2.790 0.063
16	17 Taylor MACKENZIE	GBR	Phonica Racing	APRILIA	2'09.342	7 18	2.879 0.089
17	76 Hiroki ONO	JPN	Caretta Technology Forward Te	KTM	2'09.644	7 7	3.181 0.302
18	96 Louis ROSSI	FRA	Matteoni Racing	APRILIA	2'09.715	7 18	3.252 0.071
19	99 Danny WEBB	GBR	Mahindra Racing	MAHINDRA	2'09.783	7 18	3.320 0.068
20	31 Niklas AJO	FIN	TT Motion Events Racing	APRILIA	2'10.010	6 18	3.547 0.227
21	3 Luigi MORCIANO	ITA	Team Italia FMI	APRILIA	2'10.462	6 18	3.999 0.452
22	77 Marcel SCHROTTER	GER	Mahindra Racing	MAHINDRA	2'10.575	13 18	4.112 0.113
23	63 Zulfahmi KHAIRUDDIN	MAL	Airasia-Sic-Ajo	DERBI	2'10.691	6 18	4.228 0.116
24	19 Alessandro TONUCCI	ITA	Team Italia FMI	APRILIA	2'11.086	7 18	4.623 0.395
25	12 Daniel KARTHEININGER	GER	Caretta Technology Forward Te	KTM	2'11.879	18 18	5.416 0.793
26	21 Harry STAFFORD	GBR	Ongetta-Centro Seta	APRILIA	2'11.900	5 18	5.437 0.021
27	84 Jakub KORNFEL	CZE	Ongetta-Centro Seta	APRILIA	2'12.065	8 18	5.602 0.165
28	36 Joan PERELLO	SPA	Matteoni Racing	APRILIA	2'12.481	7 9	6.018 0.416
29	30 Giulian PEDONE	SWI	Phonica Racing	APRILIA	2'12.712	4 18	6.249 0.231
30	43 Francesco MAURIELLO	ITA	WTR-Ten10 Racing	APRILIA	2'12.934	7 18	6.471 0.222

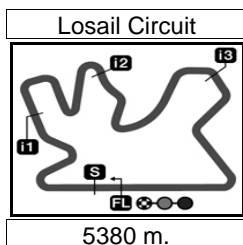
These data/results cannot be reproduced, stored and/or transmitted in whole or in part by any manner of electronic, mechanical, photocopying, recording, broadcasting or otherwise now known or herein after developed without the previous express consent by the copyright owner, except for reproduction in daily press and regular printed publications on sale to the public within 60 days of the event related to those data/results and always provided that copyright symbol appears together as follows below.

© DORNA, 2011

Official MotoGP Timing by **TISSOT**
www.motogp.com

Doha, Sunday, March 20, 2011





Computerised results and timing service provided by **TISSOT**

125cc

COMMERCIALBANK GRAND PRIX OF QATAR

After the Race

Event Best Maximum Speed

21



<i>Rider</i>	<i>Nation Team</i>	<i>Motorcycle</i>	<i>Km/h</i>	
33 Sergio GADEA	SPA Pev-Blusens-SMX-Paris Hilton	APRILIA	231.8	Race
94 Jonas FOLGER	GER Red Bull Ajo MotorSport	APRILIA	231.6	Race
39 Luis SALOM	SPA RW Racing GP	APRILIA	231.4	Race
25 Maverick VIÑALES	SPA Pev-Blusens-SMX-Paris Hilton	APRILIA	231.2	Race
53 Jasper IWEMA	NED Ongetta-Abbink Metaal	APRILIA	231.2	Race
18 Nicolas TEROL	SPA Bankia Aspar Team 125cc	APRILIA	229.8	Race
23 Alberto MONCAYO	SPA Andalucia Banca Civica	APRILIA	229.5	Race
99 Danny WEBB	GBR Mahindra Racing	MAHINDRA	229.1	Race
11 Sandro CORTESE	GER Intact-Racing Team Germany	APRILIA	228.5	Race
55 Hector FAUBEL	SPA Bankia Aspar Team 125cc	APRILIA	228.5	Race
7 Efren VAZQUEZ	SPA Avant-AirAsia-Ajo	DERBI	228.3	Race
5 Johann ZARCO	FRA Avant-AirAsia-Ajo	DERBI	227.8	Race
44 Miguel OLIVEIRA	POR Andalucia Banca Civica	APRILIA	226.2	Qualifying Practice
26 Adrian MARTIN	SPA Bankia Aspar Team 125cc	APRILIA	225.9	Race
76 Hiroki ONO	JPN Caretta Technology Forward Te	KTM	225.6	Race
15 Simone GROTZKYJ	ITA Phonica Racing	APRILIA	225.3	Race
31 Niklas AJO	FIN TT Motion Events Racing	APRILIA	225.2	Race
63 Zulfahmi KHAIRUDDIN	MAL Airasia-Sic-Ajo	DERBI	225.1	Race
77 Marcel SCHROTTER	GER Mahindra Racing	MAHINDRA	224.3	Race
3 Luigi MORCIANO	ITA Team Italia FMI	APRILIA	223.8	Race
96 Louis ROSSI	FRA Matteoni Racing	APRILIA	223.8	Race
52 Danny KENT	GBR Red Bull Ajo MotorSport	APRILIA	223.5	Race
17 Taylor MACKENZIE	GBR Phonica Racing	APRILIA	222.5	Race
12 Daniel KARTHEININGER	GER Caretta Technology Forward Te	KTM	222.5	Race
21 Harry STAFFORD	GBR Ongetta-Centro Seta	APRILIA	222.0	Race
19 Alessandro TONUCCI	ITA Team Italia FMI	APRILIA	221.3	Race
84 Jakub KORNFEIL	CZE Ongetta-Centro Seta	APRILIA	220.5	Race
30 Giulian PEDONE	SWI Phonica Racing	APRILIA	220.4	Race
43 Francesco MAURIELLO	ITA WTR-Ten10 Racing	APRILIA	219.9	Warm Up
36 Joan PERELLO	SPA Matteoni Racing	APRILIA	215.9	Free Practice Nr. 2
69 Sarath KUMAR	IND WTR-Ten10 Racing	APRILIA	211.4	Free Practice Nr. 2

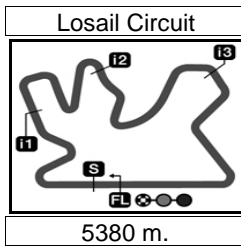
These data/results cannot be reproduced, stored and/or transmitted in whole or in part by any manner of electronic, mechanical, photocopying, recording, broadcasting or otherwise now known or herein after developed without the previous express consent by the copyright owner, except for reproduction in daily press and regular printed publications on sale to the public within 60 days of the event related to those data/results and always provided that copyright symbol appears together as follows below.

© DORNA, 2011

Official MotoGP Timing by **TISSOT**
www.motogp.com



Doha, Sunday, March 20, 2011



Computerised results and timing service provided by **TISSOT**

125cc

COMMERCIALBANK GRAND PRIX OF QATAR

Race

Chronological Analysis of Performances

22

		<i>T1 Time from finish line to 1st intermediate</i>					<i>T3 Time from 2nd intermed. to 3rd intermed.</i>						
<i>P Crossing the finish line in pit lane</i>		<i>T2 Time from 1st intermed. to 2nd intermed.</i>					<i>T4 Time from 3rd intermediate to finish line</i>						
<i>Lap</i>	<i>Lap Time</i>	<i>T1</i>	<i>T2</i>	<i>T3</i>	<i>T4</i>	<i>Speed</i>	<i>Lap</i>	<i>Lap Time</i>	<i>T1</i>	<i>T2</i>	<i>T3</i>	<i>T4</i>	<i>Speed</i>
1st	18	Nicolas TEROL Bankia Aspar Team 1 SPA					9	2'08.172	28.410	32.174	31.003	36.585	225.0
							10	2'08.014	28.381	32.388	30.775	36.470	226.2
							11	2'08.646	28.346	32.631	30.963	36.706	229.1
1	2'13.910	34.452	32.219	30.819	36.420	149.6	12	2'08.734	28.401	32.841	30.940	36.552	228.7
2	2'06.592	27.928	31.794	30.602	36.268	227.7	13	2'08.671	28.516	32.778	30.921	36.456	231.8
3	2'06.463	27.873	31.749	30.519	36.322	227.8	14	2'08.353	28.364	32.444	31.004	36.541	228.4
4	2'06.585	27.996	31.748	30.562	36.279	228.2	15	2'08.369	28.412	32.507	30.890	36.560	228.7
5	2'06.857	27.924	31.904	30.644	36.385	228.3	16	2'08.401	28.556	32.463	30.885	36.497	228.2
6	2'06.978	27.951	31.964	30.687	36.376	228.9	17	2'08.292	28.300	32.348	31.001	36.643	230.4
7	2'07.127	28.075	31.957	30.686	36.409	228.7	18	2'08.330	28.330	32.218	31.184	36.598	222.1
8	2'07.235	28.151	31.971	30.729	36.384	228.6	4th 7 Efren VAZQUEZ Avant-AirAsia-Ajo SPA						
9	2'07.500	28.210	32.057	30.785	36.448	228.6	1	2'14.599	34.828	32.484	30.798	36.489	148.0
10	2'07.546	28.159	32.133	30.744	36.510	229.0	2	2'07.952	28.455	32.171	30.700	36.626	225.2
11	2'07.970	28.235	32.166	30.951	36.618	229.3	3	2'07.490	28.445	31.948	30.713	36.384	225.3
12	2'08.212	28.377	32.306	30.948	36.581	229.1	4	2'08.051	28.310	32.148	30.751	36.842	226.2
13	2'08.354	28.315	32.337	31.034	36.668	229.8	5	2'08.869	28.736	32.395	30.963	36.775	222.6
14	2'08.751	28.541	32.442	31.065	36.703	229.3	6	2'08.343	28.553	32.308	30.865	36.617	220.7
15	2'08.652	28.542	32.425	31.026	36.659	229.5	7	2'07.878	28.383	32.136	30.761	36.598	225.0
16	2'09.272	28.561	32.542	31.249	36.920	228.9	8	2'08.527	28.563	32.423	30.876	36.665	226.5
17	2'10.096	28.758	32.859	31.502	36.977	228.5	9	2'08.579	28.413	32.364	30.965	36.837	224.7
18	2'10.587	28.824	32.964	31.512	37.287	228.5	10	2'08.991	28.871	32.475	30.902	36.743	222.3
2nd 11 Sandro CORTESE Intact-Racing Team G GER							11	2'08.877	28.500	32.320	31.102	36.955	222.9
1	2'14.317	34.688	32.427	30.695	36.507	147.9	12	2'08.963	28.679	32.661	31.035	36.588	221.1
2	2'07.966	28.304	32.221	30.719	36.722	225.2	13	2'08.695	28.599	32.526	30.935	36.635	227.1
3	2'07.332	28.285	31.954	30.541	36.552	221.6	14	2'08.463	28.446	32.402	31.001	36.614	227.8
4	2'08.417	28.336	32.324	30.778	36.979	225.7	15	2'08.492	28.499	32.383	30.957	36.653	227.5
5	2'09.061	28.790	33.074	30.743	36.454	222.6	16	2'08.330	28.440	32.260	30.855	36.775	228.3
6	2'08.047	28.213	32.237	30.803	36.794	228.5	17	2'08.522	28.564	32.331	31.126	36.501	225.3
7	2'07.984	28.485	32.058	30.792	36.649	223.0	18	2'08.580	28.411	32.139	30.921	37.109	224.4
8	2'08.384	28.422	32.319	30.848	36.795	225.3	5th 94 Jonas FOLGER Red Bull Ajo MotorSp GER						
9	2'08.775	28.553	32.314	30.945	36.963	222.9	1	2'16.084	35.592	32.630	30.906	36.956	144.8
10	2'08.989	28.851	32.341	30.909	36.888	221.9	2	2'08.299	28.389	32.024	31.060	36.826	224.7
11	2'08.861	28.482	32.560	30.994	36.825	222.7	3	2'08.249	28.408	32.095	30.992	36.754	223.8
12	2'08.831	28.581	32.394	31.000	36.856	225.0	4	2'07.965	28.191	32.120	30.920	36.734	225.0
13	2'08.640	28.646	32.265	30.941	36.788	223.2	5	2'07.911	28.182	32.178	30.783	36.768	224.9
14	2'08.592	28.594	32.248	31.064	36.686	222.8	6	2'07.994	28.211	32.238	30.901	36.644	226.8
15	2'08.289	28.535	32.209	30.759	36.786	223.2	7	2'07.806	28.204	32.151	30.854	36.597	226.6
16	2'08.250	28.503	32.093	30.917	36.737	222.4	8	2'07.978	28.252	32.213	30.890	36.623	226.7
17	2'07.926	28.416	32.054	30.726	36.730	222.4	9	2'08.571	28.434	32.372	31.007	36.758	227.0
18	2'07.736	28.389	31.977	30.772	36.598	222.5	10	2'08.962	28.582	32.618	31.068	36.694	225.9
3rd 33 Sergio GADEA Pev-Blusens-SMX-Par SPA							11	2'08.762	28.352	32.525	31.139	36.746	230.9
1	2'16.062	35.428	32.989	30.931	36.714	145.4	12	2'08.753	28.434	32.659	31.080	36.580	229.7
2	2'08.337	28.747	32.330	30.826	36.434	225.2	13	2'08.762	28.536	32.606	31.035	36.585	231.6
3	2'08.331	28.566	32.308	30.790	36.667	224.3	14	2'08.595	28.594	32.379	31.081	36.541	229.2
4	2'07.951	28.423	32.244	30.800	36.484	226.3	15	2'08.443	28.320	32.492	31.021	36.610	231.0
5	2'08.197	28.425	32.363	30.840	36.569	227.2	16	2'08.447	28.391	32.508	30.934	36.614	229.9
6	2'08.385	28.469	32.481	30.739	36.696	227.5	17	2'08.358	28.313	32.328	31.074	36.643	229.4
7	2'08.541	28.461	32.497	30.871	36.712	225.7	18	2'08.446	28.406	32.358	30.997	36.685	227.6
8	2'08.048	28.348	32.243	30.802	36.655	225.1	Fastest Lap: 2'06.463 27.873 31.749 30.519 36.322						

These data/results cannot be reproduced, stored and/or transmitted in whole or in part by any manner of electronic, mechanical, photocopying, recording, broadcasting or otherwise now known or herein after developed without the previous express consent by the copyright owner, except for reproduction in daily press and regular printed publications on sale to the public within 60 days of the event related to those data/results and always provided that copyright symbol appears together as follows below.
© DORNA, 2011



Race

125cc

Lap	Lap Time	T1	T2	T3	T4	Speed	Lap	Lap Time	T1	T2	T3	T4	Speed	
6th	5	Johann ZARCO				Avant-AirAsia-Ajo FRA		9th	25	Maverick VIÑALES				Pev-Blusens-SMX-Par SPA
1	2'18.725	36.782	33.517	31.421	37.005	148.7	1	2'17.178	35.803	33.054	31.296	37.025	154.4	
2	2'08.484	28.480	32.403	31.107	36.494	227.4	2	2'09.037	28.579	32.507	31.169	36.782	225.5	
3	2'07.898	28.354	32.185	30.747	36.612	227.8	3	2'08.177	28.377	32.361	30.835	36.604	224.3	
4	2'07.658	28.264	32.234	30.819	36.341	227.8	4	2'08.166	28.352	32.341	30.811	36.662	224.2	
5	2'08.008	28.345	32.394	30.846	36.423	226.5	5	2'08.182	28.328	32.246	30.972	36.636	224.0	
6	2'08.717	28.478	32.477	30.931	36.831	223.1	6	2'08.856	28.406	32.303	31.360	36.787	225.1	
7	2'08.652	28.556	32.235	31.097	36.764	222.0	7	2'08.531	28.303	32.598	31.061	36.569	231.2	
8	2'08.611	28.465	32.215	31.013	36.918	223.3	8	2'08.597	28.675	32.489	30.830	36.603	221.8	
9	2'08.225	28.388	32.172	30.912	36.753	224.8	9	2'08.476	28.646	32.293	30.942	36.595	225.2	
10	2'08.277	28.386	32.139	30.930	36.822	223.1	10	2'08.029	28.381	32.265	30.810	36.573	231.1	
11	2'08.378	28.427	32.172	30.970	36.809	225.8	11	2'08.377	28.586	32.422	30.817	36.552	224.4	
12	2'08.318	28.395	32.285	31.004	36.634	224.3	12	2'08.055	28.332	32.261	30.912	36.550	226.2	
13	2'08.865	28.584	32.510	31.000	36.771	227.3	13	2'09.143	28.456	32.597	31.075	37.015	225.2	
14	2'09.219	28.747	32.584	30.969	36.919	223.3	14	2'08.532	28.435	32.293	30.900	36.904	224.3	
15	2'08.531	28.506	32.282	31.034	36.709	224.6	15	2'08.987	28.550	32.444	31.175	36.818	222.6	
16	2'09.012	28.458	32.438	31.100	37.016	226.7	16	2'09.318	28.596	32.639	31.308	36.775	221.0	
17	2'09.285	28.664	32.624	31.153	36.844	221.2	17	2'09.169	28.465	32.556	31.110	37.038	224.4	
18	2'09.084	28.636	32.384	31.135	36.929	225.1	18	2'09.787	28.883	33.031	31.198	36.675	219.2	
7th	23	Alberto MONCAYO				Andalucia Banca Civic SPA		10th	44	Miguel OLIVEIRA				Andalucia Banca Civic POR
1	2'17.279	35.967	33.122	31.370	36.820	151.2	1	2'18.687	37.177	33.036	31.407	37.067	146.8	
2	2'09.186	28.670	32.695	31.124	36.697	225.9	2	2'09.164	28.622	32.469	31.400	36.673	220.6	
3	2'08.224	28.268	32.345	30.966	36.645	225.0	3	2'08.701	28.352	32.447	30.922	36.980	222.3	
4	2'08.070	28.241	32.296	30.949	36.584	224.0	4	2'08.785	28.522	32.299	31.005	36.959	222.0	
5	2'08.765	28.552	32.425	31.007	36.781	223.1	5	2'08.522	28.425	32.245	30.964	36.888	221.5	
6	2'08.332	28.293	32.393	31.087	36.559	225.2	6	2'08.522	28.370	32.238	31.009	36.905	221.8	
7	2'08.508	28.440	32.498	31.122	36.448	227.7	7	2'08.697	28.456	32.259	31.005	36.977	221.5	
8	2'08.986	28.690	32.586	31.080	36.630	227.2	8	2'08.725	28.462	32.249	31.001	37.013	221.6	
9	2'08.651	28.430	32.379	31.160	36.682	227.8	9	2'08.813	28.445	32.270	31.095	37.003	221.5	
10	2'08.631	28.396	32.448	31.052	36.735	225.9	10	2'08.858	28.449	32.393	31.016	37.000	222.3	
11	2'08.471	28.301	32.392	30.983	36.795	224.6	11	2'09.010	28.462	32.342	31.109	37.097	222.7	
12	2'08.486	28.229	32.332	31.052	36.873	225.0	12	2'09.288	28.430	32.609	31.184	37.065	221.9	
13	2'08.330	28.337	32.355	30.923	36.715	224.6	13	2'09.355	28.493	32.627	31.130	37.105	221.0	
14	2'08.381	28.238	32.408	31.083	36.652	226.1	14	2'09.448	28.484	32.553	31.208	37.203	221.8	
15	2'08.378	28.445	32.399	30.938	36.596	228.2	15	2'09.685	28.629	32.604	31.271	37.181	220.5	
16	2'08.939	28.426	32.595	31.037	36.881	229.5	16	2'10.220	28.743	32.515	31.444	37.518	220.4	
17	2'09.311	28.666	32.692	31.221	36.732	220.1	17	2'10.636	28.728	32.656	31.603	37.649	219.1	
18	2'09.111	28.317	32.451	31.196	37.147	227.8	18	2'10.967	28.843	32.778	31.456	37.890	218.1	
8th	39	Luis SALOM				RW Racing GP SPA		11th	55	Hector FAUBEL				Bankia Aspar Team 1 SPA
1	2'17.145	35.866	33.092	31.310	36.877	152.7	1	2'14.854	35.359	32.289	30.827	36.379	149.0	
2	2'09.628	28.709	32.677	31.365	36.877	226.9	2	2'07.410	28.343	31.856	30.761	36.450	228.3	
3	2'08.096	28.289	32.460	30.851	36.496	227.5	3	2'07.313	28.111	31.798	30.764	36.640	223.4	
4	2'07.947	28.341	32.283	30.795	36.528	228.8	4	2'08.744	28.486	32.976	30.794	36.488	222.0	
5	2'07.991	28.249	32.354	30.811	36.577	230.3	5	2'08.618	28.635	32.715	30.774	36.494	228.5	
6	2'08.823	28.631	32.504	31.025	36.663	228.8	6	2'08.193	28.491	32.239	30.906	36.557	220.8	
7	2'08.691	28.545	32.512	30.989	36.645	230.5	7	2'07.971	28.227	32.006	30.968	36.770	223.3	
8	2'08.866	28.630	32.519	30.963	36.754	229.3	8	2'08.562	28.493	32.442	30.921	36.706	223.1	
9	2'08.358	28.366	32.476	30.792	36.724	229.4	9	2'08.674	28.769	32.278	30.951	36.676	219.3	
10	2'08.245	28.406	32.323	30.975	36.541	229.6	10	2'09.305	28.891	32.619	30.898	36.897	211.8	
11	2'08.066	28.288	32.499	30.765	36.514	230.1	11	2'08.548	28.277	32.545	30.999	36.727	227.7	
12	2'08.113	28.379	32.332	30.975	36.427	231.4	12	2'08.844	28.553	32.533	31.043	36.715	221.7	
13	2'09.036	28.428	32.545	31.227	36.836	228.3	13	2'08.552	28.634	32.380	31.015	36.523	220.1	
14	2'09.276	28.632	32.795	31.024	36.825	227.0	14	2'15.197	31.932	32.470	30.818	39.977	225.4	
15	2'08.921	28.702	32.542	30.937	36.740	226.7	15	2'12.206	29.012	33.032	32.098	38.064	222.2	
16	2'08.675	28.473	32.534	30.971	36.697	228.1	16	2'16.754	32.399	33.554	32.337	38.464	217.2	
17	2'09.433	28.622	32.706	31.136	36.969	228.0	17	2'16.493	30.040	34.179	33.362	38.912	200.9	
18	2'09.073	28.615	32.634	31.087	36.737	231.1	18	2'15.012	30.137	34.340	32.423	38.112	201.5	

Fastest Lap:

2'06.463 27.873 31.749 30.519 36.322

These data/results cannot be reproduced, stored and/or transmitted in whole or in part by any manner of electronic, mechanical, photocopying, recording, broadcasting or otherwise now known or herein after developed without the previous express consent by the copyright owner, except for reproduction in daily press and regular printed publications on sale to the public within 60 days of the event related to those data/results and always provided that copyright symbol appears together as follows below.

© DORNA, 2011



Race

125cc

Lap	Lap Time	T1	T2	T3	T4	Speed	Lap	Lap Time	T1	T2	T3	T4	Speed			
12th	53	Jasper IWEMA					Ongetta-Abbink Meta	15th	96	Louis ROSSI					Matteoni Racing	FRA
1	2'21.293	37.779	34.225	31.801	37.488	166.1	1	2'21.358	37.076	33.496	32.551	38.235	147.8			
2	2'11.272	29.306	32.982	31.518	37.466	229.2	2	2'13.472	30.316	33.422	31.760	37.974	219.4			
3	2'10.101	28.768	32.664	31.455	37.214	226.9	3	2'10.929	29.152	32.877	31.689	37.211	220.5			
4	2'09.705	28.649	32.691	31.356	37.009	227.8	4	2'10.919	29.107	32.893	31.491	37.428	223.8			
5	2'08.805	28.518	32.509	31.113	36.665	229.2	5	2'10.121	28.736	32.744	31.413	37.228	220.7			
6	2'09.404	28.474	32.574	31.328	37.028	229.8	6	2'09.765	28.856	32.393	31.296	37.220	216.0			
7	2'09.412	28.542	32.575	31.385	36.910	227.8	7	2'09.715	28.853	32.313	31.365	37.184	215.5			
8	2'09.745	28.653	32.747	31.348	36.997	227.5	8	2'10.231	28.877	32.597	31.492	37.265	215.7			
9	2'09.869	28.524	32.845	31.463	37.037	228.1	9	2'10.258	28.950	32.704	31.332	37.272	215.8			
10	2'09.566	28.631	32.683	31.329	36.923	228.9	10	2'09.889	28.813	32.474	31.417	37.185	216.7			
11	2'09.965	28.732	32.804	31.261	37.168	229.7	11	2'10.157	28.824	32.484	31.537	37.312	217.6			
12	2'10.349	28.833	32.952	31.453	37.111	228.9	12	2'10.121	28.978	32.494	31.349	37.300	215.7			
13	2'10.274	28.805	32.899	31.430	37.140	229.3	13	2'10.005	28.883	32.520	31.402	37.200	216.6			
14	2'10.336	28.869	32.888	31.398	37.181	228.8	14	2'09.946	28.789	32.530	31.422	37.205	216.6			
15	2'10.230	28.741	32.853	31.472	37.164	226.6	15	2'10.496	28.778	32.551	31.458	37.709	217.3			
16	2'10.312	28.881	33.005	31.373	37.053	231.2	16	2'10.736	29.391	32.618	31.415	37.312	215.0			
17	2'10.759	28.761	32.990	31.670	37.338	227.9	17	2'10.252	28.850	32.639	31.466	37.297	215.3			
18	2'11.062	28.795	32.829	31.415	38.023	225.1	18	2'10.347	28.907	32.658	31.475	37.307	215.8			
13th	52	Danny KENT					Red Bull Ajo MotorSp	16th	99	Danny WEBB					Mahindra Racing	GBR
1	2'19.721	37.172	33.643	31.723	37.183	150.8	1	2'20.067	37.313	33.661	31.819	37.274	160.5			
2	2'10.008	28.862	32.583	31.333	37.230	222.1	2	2'10.352	28.652	32.730	31.256	37.714	229.1			
3	2'09.190	28.818	32.160	31.164	37.048	222.0	3	2'10.281	28.777	32.855	31.519	37.130	224.1			
4	2'09.630	28.911	32.284	31.308	37.127	223.5	4	2'10.133	28.917	32.562	31.394	37.260	225.3			
5	2'09.416	28.710	32.243	31.265	37.198	218.6	5	2'10.304	28.701	32.637	31.491	37.475	221.8			
6	2'09.825	28.636	32.375	31.474	37.340	218.8	6	2'09.813	28.795	32.547	31.308	37.163	219.8			
7	2'10.064	28.851	32.323	31.335	37.555	218.6	7	2'09.783	28.669	32.566	31.359	37.189	224.8			
8	2'09.934	28.798	32.371	31.404	37.361	218.9	8	2'10.010	28.774	32.601	31.338	37.297	221.7			
9	2'10.632	28.956	32.768	31.824	37.084	218.1	9	2'10.288	28.756	32.626	31.592	37.314	220.8			
10	2'09.985	28.788	32.776	31.449	36.972	222.3	10	2'11.243	29.077	32.752	31.656	37.758	217.6			
11	2'10.201	28.822	32.412	31.483	37.484	221.0	11	2'11.271	29.280	32.822	31.622	37.547	218.6			
12	2'10.370	29.266	32.671	31.390	37.043	218.7	12	2'10.732	28.937	32.668	31.610	37.517	219.2			
13	2'09.982	28.847	32.733	31.329	37.073	222.3	13	2'10.738	28.832	32.778	31.674	37.454	218.4			
14	2'10.166	28.872	32.443	31.600	37.251	218.2	14	2'11.101	28.916	32.717	31.629	37.839	218.3			
15	2'10.894	29.111	32.929	31.511	37.343	218.9	15	2'11.261	28.895	32.748	31.692	37.926	217.1			
16	2'10.468	29.027	32.601	31.465	37.375	218.9	16	2'11.205	29.248	33.011	31.550	37.396	216.9			
17	2'11.172	29.365	32.992	31.445	37.370	218.9	17	2'10.115	28.789	32.703	31.349	37.274	221.2			
18	2'11.030	28.994	32.702	31.357	37.977	223.4	18	2'10.414	28.899	32.667	31.473	37.375	221.6			
14th	15	Simone GROTKYJ					Phonica Racing	17th	31	Niklas AJO					TT Motion Events Rac	FIN
1	2'20.127	37.471	33.762	31.701	37.193	153.5	1	2'19.189	36.520	33.554	31.790	37.325	157.3			
2	2'09.935	28.832	32.853	31.199	37.051	225.3	2	2'10.495	28.933	32.917	31.318	37.327	224.7			
3	2'10.650	28.734	32.622	31.921	37.373	222.7	3	2'11.113	28.962	33.062	31.505	37.584	222.2			
4	2'08.988	28.628	32.320	31.117	36.923	220.0	4	2'10.212	29.007	32.817	31.415	36.973	219.8			
5	2'09.234	28.531	32.305	31.326	37.072	221.6	5	2'10.193	28.821	32.834	31.337	37.201	225.2			
6	2'09.956	28.528	32.513	31.492	37.423	223.0	6	2'10.010	28.925	32.736	31.285	37.064	223.5			
7	2'09.596	28.583	32.418	31.438	37.157	224.4	7	2'10.020	28.794	32.842	31.363	37.021	224.7			
8	2'09.833	28.646	32.958	31.234	36.995	222.1	8	2'11.339	29.219	33.146	31.463	37.511	225.0			
9	2'10.032	28.804	32.671	31.428	37.129	219.5	9	2'11.289	29.128	33.101	31.484	37.576	220.8			
10	2'10.014	28.726	32.620	31.511	37.157	220.3	10	2'11.716	29.091	33.057	31.797	37.771	220.3			
11	2'10.225	29.058	32.684	31.291	37.192	219.4	11	2'11.184	29.221	33.008	31.569	37.386	220.3			
12	2'10.254	29.125	32.601	31.405	37.123	217.0	12	2'10.841	29.470	32.864	31.433	37.074	218.3			
13	2'10.097	28.819	32.747	31.309	37.222	218.5	13	2'10.794	28.979	32.997	31.459	37.359	221.7			
14	2'10.198	29.052	32.618	31.462	37.066	217.6	14	2'11.347	29.020	33.023	31.752	37.552	219.6			
15	2'10.837	28.971	32.933	31.511	37.422	219.0	15	2'12.102	29.281	33.162	31.816	37.843	218.4			
16	2'10.645	29.015	32.982	31.357	37.291	218.9	16	2'12.052	29.304	33.227	31.833	37.688	217.7			
17	2'10.989	29.185	32.893	31.469	37.442	223.6	17	2'12.598	29.416	33.329	32.266	37.587	216.8			
18	2'11.349	28.975	32.625	31.401	38.348	224.1	18	2'13.738	30.729	33.323	31.967	37.719	217.5			

Fastest Lap:

2'06.463 27.873 31.749 30.519 36.322

These data/results cannot be reproduced, stored and/or transmitted in whole or in part by any manner of electronic, mechanical, photocopying, recording, broadcasting or otherwise now known or herein after developed without the previous express consent by the copyright owner, except for reproduction in daily press and regular printed publications on sale to the public within 60 days of the event related to those data/results and always provided that copyright symbol appears together as follows below.

© DORNA, 2011

Official MotoGP Timing by TISSOT
www.motogp.com

Doha, Sunday, March 20, 2011

Page 3 of 5



Race

125cc

Lap	Lap Time	T1	T2	T3	T4	Speed	Lap	Lap Time	T1	T2	T3	T4	Speed
18th	17	Taylor MACKENZIE Phonica Racing GBR					21st	77	Marcel SCHROTTE Mahindra Racing GER				
1	2'19.920	37.285	33.426	31.964	37.245	159.1	1	2'22.196	38.194	34.088	31.986	37.928	154.2
2	2'10.505	28.985	32.706	31.541	37.273	221.2	2	2'12.019	29.392	33.129	31.823	37.675	224.3
3	2'10.466	29.062	32.714	31.550	37.140	220.3	3	2'11.181	28.981	32.858	31.669	37.673	220.5
4	2'10.508	29.151	32.698	31.464	37.195	221.1	4	2'11.234	29.151	32.941	31.522	37.620	217.1
5	2'09.946	28.692	32.845	31.341	37.068	219.7	5	2'11.334	29.030	33.329	31.513	37.462	221.3
6	2'10.302	28.964	32.726	31.452	37.160	221.6	6	2'11.227	29.227	32.866	31.568	37.566	223.4
7	2'09.342	28.464	32.575	31.317	36.986	218.5	7	2'11.080	29.019	33.016	31.520	37.525	224.3
8	2'09.868	28.770	32.656	31.281	37.161	219.8	8	2'11.127	29.079	32.888	31.487	37.673	222.3
9	2'10.127	28.769	32.635	31.317	37.406	222.5	9	2'11.500	29.023	33.113	31.616	37.748	219.9
10	2'13.788	28.825	32.691	31.572	40.700	217.2	10	2'11.320	29.095	32.984	31.574	37.667	215.8
11	2'12.019	29.197	32.902	31.933	37.987	209.5	11	2'11.520	29.039	32.911	31.860	37.710	217.7
12	2'11.224	29.191	32.875	31.518	37.640	214.8	12	2'11.180	29.069	32.916	31.554	37.641	217.7
13	2'11.226	29.061	32.911	31.653	37.601	219.1	13	2'10.575	28.869	32.775	31.428	37.503	218.0
14	2'12.476	29.028	32.916	31.892	38.640	216.8	14	2'10.726	28.995	32.793	31.377	37.561	217.7
15	2'12.852	29.303	33.250	31.975	38.324	214.4	15	2'10.970	28.931	32.907	31.504	37.628	216.8
16	2'12.645	29.199	33.117	32.181	38.148	214.9	16	2'11.570	29.045	33.219	31.584	37.722	219.1
17	2'12.047	29.137	33.135	31.893	37.882	214.8	17	2'11.474	28.937	33.048	31.732	37.757	218.3
18	2'12.357	29.334	32.997	31.883	38.143	214.2	18	2'11.850	28.964	32.866	31.768	38.252	219.1
19th	63	Zulfahmi KHAIRUD Airasia-Sic-Ajo MAL					22nd	19	Alessandro TONUC Team Italia FMI ITA				
1	2'21.403	37.425	34.066	31.851	38.061	155.1	1	2'21.912	38.643	33.904	31.987	37.378	159.0
2	2'12.983	30.140	33.446	31.739	37.658	223.4	2	2'12.266	29.456	33.145	31.935	37.730	221.0
3	2'10.969	29.292	32.885	31.724	37.068	225.1	3	2'11.199	29.229	33.004	31.508	37.458	218.8
4	2'10.932	28.920	32.779	31.613	37.620	222.0	4	2'11.379	29.267	32.951	31.572	37.589	214.3
5	2'11.335	28.967	33.184	31.493	37.691	220.0	5	2'11.163	29.062	32.987	31.562	37.552	221.3
6	2'10.691	28.848	32.862	31.630	37.351	220.5	6	2'11.206	29.306	32.923	31.633	37.344	219.2
7	2'10.804	28.944	32.893	31.696	37.271	220.6	7	2'11.086	29.304	32.986	31.580	37.216	216.5
8	2'10.947	29.038	32.792	31.760	37.357	220.5	8	2'11.211	29.194	33.009	31.551	37.457	218.6
9	2'10.814	28.983	32.991	31.582	37.258	220.2	9	2'11.499	29.126	32.865	31.860	37.648	216.0
10	2'11.109	28.940	32.842	31.747	37.580	220.9	10	2'11.574	29.256	33.113	31.732	37.473	216.0
11	2'11.157	29.180	32.929	31.548	37.500	220.1	11	2'11.277	29.061	32.950	31.952	37.314	219.2
12	2'11.509	29.209	33.134	31.638	37.528	219.2	12	2'11.263	29.177	33.024	31.662	37.400	217.3
13	2'11.058	28.898	32.958	31.701	37.501	220.6	13	2'11.462	28.963	33.121	31.785	37.593	220.0
14	2'11.216	28.940	32.947	31.745	37.584	219.3	14	2'12.059	29.394	33.134	31.791	37.740	216.6
15	2'11.633	29.110	33.155	31.754	37.614	219.2	15	2'12.323	29.343	33.265	32.000	37.715	215.9
16	2'11.550	29.225	32.888	31.787	37.650	219.3	16	2'12.991	29.502	33.326	32.251	37.912	215.7
17	2'11.651	29.044	33.061	31.845	37.701	219.6	17	2'12.484	29.374	33.314	31.966	37.830	215.6
18	2'12.118	29.219	33.575	31.709	37.615	218.8	18	2'12.791	29.500	33.299	32.176	37.816	215.6
20th	3	Luigi MORCIANO Team Italia FMI ITA					23rd	84	Jakub KORNFEIL Ongetta-Centro Seta CZE				
1	2'21.344	37.593	34.117	31.820	37.814	159.6	1	2'22.737	37.984	34.631	32.273	37.849	161.5
2	2'12.854	29.905	33.149	31.966	37.834	223.6	2	2'12.554	29.454	33.440	31.821	37.839	220.1
3	2'11.403	29.576	32.955	31.698	37.174	218.0	3	2'12.752	29.554	33.285	31.992	37.921	220.5
4	2'11.349	29.119	33.271	31.460	37.499	223.8	4	2'13.165	29.300	33.715	32.097	38.053	217.6
5	2'11.077	28.987	33.233	31.473	37.384	223.7	5	2'12.498	29.423	33.228	31.930	37.917	217.0
6	2'10.462	28.853	32.778	31.558	37.273	222.7	6	2'13.010	29.421	33.490	32.063	38.036	216.5
7	2'11.089	29.001	32.879	31.732	37.477	221.5	7	2'12.113	29.452	33.049	32.005	37.607	215.1
8	2'10.596	28.848	32.856	31.638	37.254	218.4	8	2'12.065	29.186	33.250	31.830	37.799	215.4
9	2'10.677	28.732	32.740	31.596	37.609	222.9	9	2'12.898	29.502	33.387	32.023	37.986	215.2
10	2'11.254	29.065	32.972	31.736	37.481	218.3	10	2'12.598	29.437	33.280	31.764	38.117	215.7
11	2'10.999	28.897	32.742	31.637	37.723	222.6	11	2'13.092	29.628	33.713	31.885	37.866	216.1
12	2'11.756	29.100	32.945	31.595	38.116	217.7	12	2'13.424	29.409	33.457	32.022	38.536	215.4
13	2'11.280	29.042	33.038	31.612	37.588	218.3	13	2'12.947	29.781	33.289	31.896	37.981	219.5
14	2'11.195	29.076	33.042	31.455	37.622	218.6	14	2'13.196	29.958	33.254	31.933	38.051	214.5
15	2'11.532	29.165	32.953	31.772	37.642	218.2	15	2'12.724	29.571	33.334	31.951	37.868	211.5
16	2'11.495	29.186	33.108	31.664	37.537	219.5	16	2'12.752	29.517	33.307	32.097	37.831	216.7
17	2'11.444	29.089	33.120	31.692	37.543	220.3	17	2'12.660	29.414	33.413	31.845	37.988	216.3
18	2'12.154	28.958	33.105	31.872	38.219	221.6	18	2'12.131	29.310	33.264	31.812	37.745	214.5

Fastest Lap:

2'06.463 27.873 31.749 30.519 36.322

These data/results cannot be reproduced, stored and/or transmitted in whole or in part by any manner of electronic, mechanical, photocopying, recording, broadcasting or otherwise now known or herein after developed without the previous express consent by the copyright owner, except for reproduction in daily press and regular printed publications on sale to the public within 60 days of the event related to those data/results and always provided that copyright symbol appears together as follows below.

© DORNA, 2011



Race

125cc

Lap	Lap Time	T1	T2	T3	T4	Speed	Lap	Lap Time	T1	T2	T3	T4	Speed	
24th	12	Daniel KARTHEININ Caretta Technology F GER						27th	43	Francesco MAURIE WTR-Ten10 Racing ITA				
1	2'23.415	38.112	34.709	32.579	38.015	166.8	1	2'24.376	38.571	34.880	32.602	38.323	168.5	
2	2'12.436	29.230	33.247	32.103	37.856	220.6	2	2'13.755	29.706	33.842	32.022	38.185	216.3	
3	2'12.161	29.330	33.204	31.882	37.745	220.0	3	2'14.057	29.515	33.647	32.472	38.423	213.6	
4	2'13.235	29.242	33.525	32.246	38.222	218.3	4	2'14.284	29.617	33.742	32.210	38.715	211.8	
5	2'12.616	29.656	33.345	31.836	37.779	216.3	5	2'14.522	29.726	33.889	32.201	38.706	211.8	
6	2'13.019	29.490	33.496	32.247	37.786	220.2	6	2'13.446	29.724	33.523	32.134	38.065	215.6	
7	2'12.214	29.401	33.164	31.986	37.663	220.5	7	2'12.934	29.445	33.562	31.995	37.932	213.9	
8	2'12.160	29.415	33.281	31.857	37.607	220.2	8	2'14.054	29.499	33.690	32.726	38.139	215.9	
9	2'12.729	29.567	33.434	31.956	37.772	220.6	9	2'13.037	29.510	33.553	31.939	38.035	212.1	
10	2'12.386	29.308	33.430	31.856	37.792	222.5	10	2'14.203	29.808	33.605	32.183	38.607	207.6	
11	2'13.852	29.564	33.998	32.157	38.133	217.6	11	2'14.548	29.530	34.254	32.424	38.340	215.3	
12	2'12.955	29.635	33.394	32.159	37.767	216.0	12	2'14.688	29.770	34.010	32.380	38.528	209.3	
13	2'12.822	29.660	33.393	31.961	37.808	220.0	13	2'14.215	29.884	33.853	32.160	38.318	213.4	
14	2'13.047	29.305	33.374	32.159	38.209	221.0	14	2'13.605	29.697	33.637	32.069	38.202	211.5	
15	2'12.994	29.415	33.700	32.101	37.778	216.2	15	2'14.248	29.942	34.080	32.268	37.958	213.9	
16	2'12.866	29.518	33.353	32.160	37.835	219.0	16	2'14.500	29.929	33.820	32.343	38.408	209.2	
17	2'12.693	29.522	33.477	31.937	37.757	219.2	17	2'14.740	30.111	34.099	32.221	38.309	206.6	
18	2'11.879	29.389	33.303	31.734	37.453	219.1	18	2'14.023	29.885	33.798	32.105	38.235	209.9	
25th	21	Harry STAFFORD Ongetta-Centro Seta GBR						28th	26	Adrian MARTIN Bankia Aspar Team 1 SPA				
1	2'23.439	38.030	34.910	32.262	38.237	164.6	1	2'17.816	36.679	33.056	31.258	36.823	154.4	
2	2'13.929	29.820	33.886	32.032	38.191	218.8	2	2'09.253	28.705	32.379	31.143	37.026	225.9	
3	2'12.540	29.646	33.255	31.897	37.742	216.9	3	11'33.955 P	28.785	32.693	59.168	9'33.309	225.9	
4	2'12.141	29.374	33.166	31.806	37.795	217.7	4	2'16.613	33.750	33.392	32.003	37.468	138.6	
5	2'11.900	29.371	33.207	31.670	37.652	218.5	5	2'10.466	29.078	32.705	31.450	37.233	221.8	
6	2'12.782	29.275	33.825	31.822	37.860	222.0	6	2'09.686	28.831	32.551	31.247	37.057	221.6	
7	2'12.094	29.333	32.946	31.946	37.869	216.8	7	2'09.759	28.990	32.571	31.217	36.981	222.6	
8	2'12.189	29.477	33.235	31.810	37.667	214.8	8	2'10.187	28.761	32.424	31.385	37.617	223.5	
9	2'12.901	29.784	33.290	31.936	37.891	218.5	9	2'10.041	28.875	32.650	31.375	37.141	222.5	
10	2'12.580	29.592	33.451	31.795	37.742	219.0	10	2'09.728	28.775	32.500	31.179	37.274	222.3	
11	2'13.718	29.724	33.872	32.204	37.918	219.1	11	2'10.101	29.001	32.752	31.246	37.102	221.7	
12	2'12.559	29.333	33.264	31.844	38.118	216.1	12	2'09.947	28.894	32.646	31.270	37.137	221.1	
13	2'12.412	29.604	33.131	31.931	37.746	215.1	13	2'09.715	28.901	32.632	31.130	37.052	222.4	
14	2'13.001	29.551	33.185	32.028	38.237	214.6	14	2'10.565	28.814	32.672	31.464	37.615	220.8	
15	2'13.201	29.720	33.394	32.059	38.028	213.9								
16	2'13.098	29.663	33.375	32.051	38.009	213.5	29th	36	Joan PERELLO Matteoni Racing SPA					
17	2'12.776	29.819	33.310	31.831	37.816	213.3	1	2'30.511	45.846	33.730	32.617	38.318	88.2	
18	2'12.225	29.469	33.267	31.832	37.657	216.7	2	2'12.977	29.465	33.174	32.325	38.013	214.0	
26th	30	Giulian PEDONE Phonica Racing SWI						3	2'12.802	29.442	33.137	32.258	37.965	213.7
1	2'26.095	39.400	34.804	32.766	39.125	161.0	4	2'12.951	29.467	33.286	32.103	38.095	214.2	
2	2'14.552	30.099	33.611	32.440	38.402	214.2	5	2'34.024 P	30.774	33.564	32.265	57.421	208.6	
3	2'13.481	29.673	33.285	32.175	38.348	214.6	6	2'15.414	32.419	33.005	32.080	37.910	139.3	
4	2'12.712	29.563	33.090	31.941	38.118	214.7	7	2'12.481	29.366	32.944	32.263	37.908	212.8	
5	2'14.105	29.676	33.820	32.340	38.269	217.5	8	2'12.516	29.277	33.121	32.143	37.975	212.3	
6	2'13.055	29.730	33.023	32.058	38.244	215.6	9	2'13.329	29.571	33.295	32.169	38.294	213.4	
7	2'13.184	29.744	33.124	32.073	38.243	214.6		PIT	29.587	33.379	32.157		212.8	
8	2'13.749	29.614	33.222	32.589	38.324	213.9	30th	76	Hiroki ONO Caretta Technology F JPN					
9	2'13.537	29.754	33.280	32.104	38.399	213.8	1	2'18.664	36.277	33.240	31.748	37.399	160.4	
10	2'14.124	30.046	33.565	32.186	38.327	208.4	2	2'09.892	28.577	32.861	31.301	37.153	225.4	
11	2'14.610	29.529	34.098	32.541	38.442	215.8	3	2'10.269	28.640	32.751	31.569	37.309	225.6	
12	2'14.816	29.996	33.944	32.484	38.392	212.3	4	2'10.345	29.100	32.596	31.349	37.300	223.1	
13	2'13.629	29.699	33.525	32.300	38.105	220.4	5	2'09.676	28.635	32.530	31.671	36.840	224.9	
14	2'13.946	29.940	33.467	32.145	38.394	214.2	6	2'09.951	28.491	32.481	31.574	37.405	224.7	
15	2'14.393	30.055	33.768	32.308	38.262	212.7	7	2'09.644	28.491	32.483	31.480	37.190	224.3	
16	2'14.484	29.879	33.576	32.468	38.561	209.1		PIT	28.459	1'01.930	35.074		223.3	
17	2'14.514	30.316	33.580	32.185	38.433	207.6								
18	2'14.088	29.884	33.698	32.274	38.232	212.5								

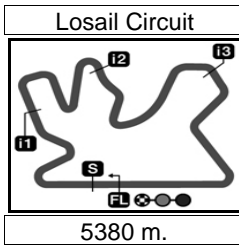
Fastest Lap:

2'06.463 27.873 31.749 30.519 36.322

These data/results cannot be reproduced, stored and/or transmitted in whole or in part by any manner of electronic, mechanical, photocopying, recording, broadcasting or otherwise now known or herein after developed without the previous express consent by the copyright owner, except for reproduction in daily press and regular printed publications on sale to the public within 60 days of the event related to those data/results and always provided that copyright symbol appears together as follows below.

© DORNA, 2011





Computerised results and timing service provided by TISSOT

125cc

COMMERCIALBANK GRAND PRIX OF QATAR

Race

Analysis by Lap

23

Num Lap Time Gap

Num	Lap	Time	Gap	Num	Lap	Time	Gap	Num	Lap	Time	Gap	Num	Lap	Time	Gap
Lap 1				Lap 3				Lap 5				Lap 7			
18	2	'13.910		18	2	'06.463		18	2	'06.857		18	2	'07.127	
11	2	'14.317	0.407	55	2	'07.313	2.612	55	2	'08.618	6.532	55	2	'07.971	8.591
7	2	'14.599	0.689	11	2	'07.332	2.650	7	2	'08.869	6.554	11	2	'07.984	8.612
55	2	'14.854	0.944	7	2	'07.490	3.076	11	2	'09.061	6.686	7	2	'07.878	8.670
33	2	'16.062	2.152	94	2	'08.249	5.667	94	2	'07.911	8.101	94	2	'07.806	9.796
94	2	'16.084	2.174	33	2	'08.331	5.765	5	2	'08.197	8.471	33	2	'08.541	11.292
39	2	'17.145	3.235	25	2	'08.177	7.427	25	2	'08.182	10.333	25	2	'08.531	13.615
25	2	'17.178	3.268	23	2	'08.224	7.724	5	2	'08.008	10.366	5	2	'08.652	13.630
23	2	'17.279	3.369	39	2	'08.096	7.904	39	2	'07.991	10.400	39	2	'08.691	13.809
26	2	'17.816	3.906	5	2	'07.898	8.142	23	2	'08.765	11.117	23	2	'08.508	13.852
76	2	'18.664	4.754	44	2	'08.701	9.587	44	2	'08.522	13.452	5	2	'08.652	13.630
44	2	'18.687	4.777	76	2	'10.269	11.860	76	2	'09.676	18.439	39	2	'08.691	13.809
5	2	'18.725	4.815	52	2	'09.190	11.954	15	2	'09.234	18.527	23	2	'08.508	13.852
31	2	'19.189	5.279	99	2	'08.096	7.904	99	2	'10.304	20.730	44	2	'08.697	16.566
52	2	'19.721	5.811	5	2	'07.898	8.142	53	2	'08.805	20.769	52	2	'10.064	23.342
17	2	'19.920	6.010	44	2	'08.701	9.587	31	2	'10.193	20.795	76	2	'09.644	23.929
99	2	'20.067	6.157	76	2	'10.269	11.860	17	2	'09.946	20.938	15	2	'09.596	23.974
15	2	'20.127	6.217	52	2	'09.190	11.954	96	2	'10.121	26.392	53	2	'09.412	25.480
53	2	'21.293	7.383	99	2	'10.281	13.735	63	2	'11.335	27.215	99	2	'09.783	26.221
3	2	'21.344	7.434	15	2	'10.650	13.747	19	2	'11.163	27.512	17	2	'09.342	26.477
96	2	'21.358	7.448	31	2	'11.113	13.832	77	2	'11.334	27.557	31	2	'10.020	26.720
63	2	'21.403	7.493	17	2	'10.466	13.926	3	2	'11.077	27.620	96	2	'09.715	31.767
19	2	'21.912	8.002	53	2	'10.101	15.701	84	2	'12.498	33.299	63	2	'10.804	34.605
77	2	'22.196	8.286	63	2	'10.969	18.390	12	2	'12.616	33.456	3	2	'11.089	35.066
84	2	'22.737	8.827	19	2	'11.199	18.412	21	2	'11.900	33.542	19	2	'11.086	35.699
12	2	'23.415	9.505	77	2	'11.181	18.431	30	2	'14.105	40.538	77	2	'11.080	35.759
21	2	'23.439	9.529	3	2	'11.403	18.636	43	2	'14.522	40.587	21	2	'12.094	44.313
43	2	'24.376	10.466	96	2	'10.929	18.794	36	2	'34.024	1'02.858	84	2	'12.113	44.317
30	2	'26.095	12.185	12	2	'12.161	21.047	26	2	'10.466	9'47.696	12	2	'12.214	44.584
36	2	'30.511	16.601	84	2	'12.752	21.078	36	2	'12.802	29.325	30	2	'13.184	52.672
Lap 2				Lap 4				Lap 6				Lap 8			
18	2	'06.592		18	2	'06.585		18	2	'06.978		18	2	'07.235	
55	2	'07.410	1.762	11	2	'08.417	4.482	55	2	'08.193	7.747	11	2	'08.384	9.761
11	2	'07.966	1.781	7	2	'08.051	4.542	11	2	'08.047	7.755	55	2	'08.562	9.918
7	2	'07.952	2.049	7	2	'08.051	4.542	7	2	'08.343	7.919	7	2	'08.527	9.962
94	2	'08.299	3.881	55	2	'08.744	4.771	94	2	'07.994	9.117	94	2	'07.978	10.539
33	2	'08.337	3.897	94	2	'07.965	7.047	5	2	'08.717	12.105	33	2	'08.048	12.105
25	2	'09.037	5.713	33	2	'07.951	7.131	25	2	'08.856	12.211	25	2	'08.597	14.977
23	2	'09.186	5.963	25	2	'08.166	9.008	39	2	'08.823	12.245	25	2	'08.597	14.977
39	2	'09.628	6.271	23	2	'08.070	9.209	44	2	'08.522	14.996	5	2	'08.611	15.006
26	2	'09.253	6.567	5	2	'07.658	9.215	52	2	'09.825	20.405	39	2	'08.866	15.440
5	2	'08.484	6.707	39	2	'07.947	9.266	76	2	'09.951	21.412	23	2	'08.986	15.603
44	2	'09.164	7.349	44	2	'08.785	11.787	15	2	'09.956	21.505	44	2	'08.725	18.056
76	2	'09.892	8.054	52	2	'09.630	14.999	53	2	'09.404	23.195	52	2	'09.934	26.041
31	2	'10.495	9.182	76	2	'10.345	15.620	99	2	'09.813	23.565	15	2	'09.833	26.572
52	2	'10.008	9.227	15	2	'08.988	16.150	31	2	'10.010	23.827	53	2	'09.745	27.990
15	2	'09.935	9.560	99	2	'10.133	17.283	17	2	'10.302	24.262				
99	2	'10.352	9.917	31	2	'10.212	17.459								
17	2	'10.505	9.923	17	2	'10.508	17.849								
53	2	'11.272	12.063	53	2	'09.705	18.821								
19	2	'12.266	13.676	63	2	'10.932	22.737								
3	2	'12.854	13.696	77	2	'11.234	23.080								
77	2	'12.019	13.713	96	2	'10.919	23.128								
63	2	'12.983	13.884	19	2	'11.379	23.206								
96	2	'13.472	14.328												
84	2	'12.554	14.789												
12	2	'12.436	15.349												

☐ Lapped rider

These data/results cannot be reproduced, stored and/or transmitted in whole or in part by any manner of electronic, mechanical, photocopying, recording, broadcasting or otherwise now known or herein after developed without the previous express consent by the copyright owner, except for reproduction in daily press and regular printed publications on sale to the public within 60 days of the event related to those data/results and always provided that copyright symbol appears together as follows below.

© DORNA, 2011

Official MotoGP Timing by TISSOT
www.motogp.com

Doha, Sunday, March 20, 2011

Page 1 of 2



Num Lap Time Gap

52	2'09.985	31.612
53	2'09.566	32.379
99	2'11.243	35.481
17	2'13.788	37.979
31	2'11.716	38.783
96	2'09.889	39.864
63	2'11.109	45.194
3	2'11.254	45.312
77	2'11.320	47.425
19	2'11.574	47.702
12	2'12.386	59.578
84	2'12.598	59.597
21	2'12.580	59.702
30	2'14.124	1'11.801
43	2'14.203	1'11.875
26	2'09.728	0'00.711

Lap 11

18	2'07.970	
11	2'08.861	13.370
7	2'08.877	13.393
55	2'08.548	13.429
94	2'08.762	13.818
33	2'08.646	13.921
25	2'08.377	16.843
5	2'08.378	16.870
39	2'08.066	17.093
23	2'08.471	18.340
44	2'09.010	21.721
15	2'10.225	33.827
52	2'10.201	33.843
53	2'09.965	34.374
99	2'11.271	38.782
31	2'11.184	41.997
17	2'12.019	42.028
96	2'10.157	42.051
3	2'10.999	48.341
63	2'11.157	48.381
77	2'11.520	50.975
19	2'11.277	51.009
84	2'13.092	1'04.719
21	2'13.718	1'05.450
12	2'13.852	1'05.460
30	2'14.610	1'18.441
43	2'14.548	1'18.453
26	2'10.101	0'02.842

Lap 12

18	2'08.212	
11	2'08.831	13.989
55	2'08.844	14.061
7	2'08.963	14.144
94	2'08.753	14.359
33	2'08.734	14.443
25	2'08.055	16.686
5	2'08.318	16.976
39	2'08.113	16.994
23	2'08.486	18.614
44	2'09.288	22.797
15	2'10.254	35.869
52	2'10.370	36.001
53	2'10.349	36.511
99	2'10.732	41.302
96	2'10.121	43.960
31	2'10.841	44.626
17	2'11.224	45.040
63	2'11.509	51.678
3	2'11.756	51.885
77	2'11.180	53.943
19	2'11.263	54.060

21	2'12.559	1'09.797
84	2'13.424	1'09.931
12	2'12.955	1'10.203
43	2'14.688	1'24.929
30	2'14.816	1'25.045
26	2'09.947	0'04.577

Lap 13

18	2'08.354	
55	2'08.552	14.259
11	2'08.640	14.275
7	2'08.695	14.485
33	2'08.671	14.760
94	2'08.762	14.767
25	2'09.143	17.475
5	2'08.865	17.487
39	2'09.036	17.676
23	2'08.330	18.590
44	2'09.355	23.798
15	2'10.097	37.612
52	2'09.982	37.629
53	2'10.274	38.431
99	2'10.738	43.686
96	2'10.005	45.611
31	2'10.794	47.066
17	2'11.226	47.912
63	2'11.058	54.382
3	2'11.280	54.811
77	2'10.575	56.164
19	2'11.462	57.168
21	2'12.412	1'13.855
84	2'12.947	1'14.524
12	2'12.822	1'14.671
30	2'13.629	1'30.320
43	2'14.215	1'30.790
26	2'09.715	0'05.938

Lap 14

18	2'08.751	
11	2'08.592	14.116
7	2'08.463	14.197
33	2'08.353	14.362
94	2'08.595	14.611
25	2'08.532	17.256
5	2'09.219	17.955
39	2'09.276	18.201
23	2'08.381	18.220
55	2'15.197	20.705
44	2'09.448	24.495
52	2'10.166	39.044
15	2'10.198	39.059
53	2'10.336	40.016
99	2'11.101	46.036
96	2'09.946	46.806
31	2'11.347	49.662
17	2'12.476	51.637
63	2'11.216	56.847
3	2'11.195	57.255
77	2'10.726	58.139
19	2'12.059	1'00.476
21	2'13.001	1'18.105
12	2'13.047	1'18.967
84	2'13.196	1'18.969
30	2'13.946	1'35.515
43	2'13.605	1'35.644
26	2'10.565	0'07.752

Lap 15

18	2'08.652	
11	2'08.289	13.753

7	2'08.492	14.037
33	2'08.369	14.079
94	2'08.443	14.402
25	2'08.987	17.591
5	2'08.531	17.834
23	2'08.378	17.946
39	2'08.921	18.470
55	2'12.206	24.259
44	2'09.685	25.528
15	2'10.837	41.244
52	2'10.894	41.286
53	2'10.230	41.594
99	2'11.261	48.645
96	2'10.496	48.650
31	2'12.102	53.112
17	2'12.852	55.837
63	2'11.633	59.828
3	2'11.532	1'00.135
77	2'10.970	1'00.457
19	2'12.323	1'04.147
21	2'13.201	1'22.654
84	2'12.724	1'23.041
12	2'12.994	1'23.309
43	2'14.248	1'41.240
30	2'14.393	1'41.256

Lap 16

18	2'09.272	
11	2'08.250	12.731
7	2'08.330	13.095
33	2'08.401	13.208
94	2'08.447	13.577
5	2'09.012	17.574
23	2'08.939	17.613
25	2'09.318	17.637
39	2'08.675	17.873
44	2'10.220	26.476
55	2'16.754	31.741
52	2'10.468	42.482
15	2'10.645	42.617
53	2'10.312	42.634
96	2'10.736	50.114
99	2'11.205	50.578
31	2'12.052	55.892
17	2'12.645	59.210
63	2'11.550	1'02.106
3	2'11.495	1'02.358
77	2'11.570	1'02.755
19	2'12.991	1'07.866
21	2'13.098	1'26.480
84	2'12.752	1'26.521
12	2'12.866	1'26.903
30	2'14.484	1'46.468
43	2'14.500	1'46.468

Lap 17

18	2'10.096	
11	2'07.926	10.561
33	2'08.292	11.404
7	2'08.522	11.521
94	2'08.358	11.839
25	2'09.169	16.710
5	2'09.285	16.763
23	2'09.311	16.828
39	2'09.433	17.210
44	2'10.636	27.016
55	2'16.493	38.138
53	2'10.759	43.297
15	2'10.989	43.510
52	2'11.172	43.558

96	2'10.252	50.270
99	2'10.115	50.597
31	2'12.598	58.394
17	2'12.047	1'01.161
63	2'11.651	1'03.661
3	2'11.444	1'03.706
77	2'11.474	1'04.133
19	2'12.484	1'10.254
84	2'12.660	1'29.085
21	2'12.776	1'29.160
12	2'12.693	1'29.500
30	2'14.514	1'50.886
43	2'14.740	1'51.112

Lap 18

18	2'10.587	
11	2'07.736	7.710
33	2'08.330	9.147
7	2'08.580	9.514
94	2'08.446	9.698
5	2'09.084	15.260
23	2'09.111	15.352
39	2'09.073	15.696
25	2'09.787	15.910
44	2'10.967	27.396
55	2'15.012	42.563
53	2'11.062	43.772
52	2'11.030	44.001
15	2'11.349	44.272
96	2'10.347	50.030
99	2'10.414	50.424
31	2'13.738	1'01.545
17	2'12.357	1'02.931
63	2'12.118	1'05.192
3	2'12.154	1'05.273
77	2'11.850	1'05.396
19	2'12.791	1'12.458
84	2'12.131	1'30.629
12	2'11.879	1'30.792
21	2'12.225	1'30.798
30	2'14.088	1'54.387
43	2'14.023	1'54.548

Lapped rider

These data/results cannot be reproduced, stored and/or transmitted in whole or in part by any manner of electronic, mechanical, photocopying, recording, broadcasting or otherwise now known or herein after developed without the previous express consent by the copyright owner, except for reproduction in daily press and regular printed publications on sale to the public within 60 days of the event related to those data/results and always provided that copyright symbol appears together as follows below.

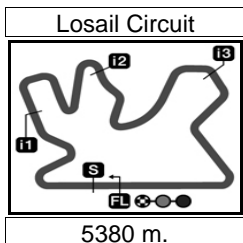
© DORNA, 2011

Official MotoGP Timing by TISSOT
www.motogp.com

Doha, Sunday, March 20, 2011

Page 2 of 2





Computerised results and timing service provided by **TISSOT**

125cc

COMMERCIALBANK GRAND PRIX OF QATAR

2011 Rookie of the Year Classification

24

Rider	<i>Nation</i>	<i>Points</i>	<i>QAT</i>	<i>SPA</i>	<i>POR</i>	<i>FRA</i>	<i>CAT</i>	<i>GBR</i>	<i>NED</i>	<i>ITA</i>	<i>GER</i>	<i>CZE</i>	<i>INP</i>	<i>RSM</i>	<i>ARA</i>	<i>AUS</i>	<i>JPN</i>	<i>MAL</i>	<i>VAL</i>
1 VIÑALES Maverick	SPA	7	7																
2 OLIVEIRA Miguel	POR	6	6																
3 KENT Danny	GBR	3	3																

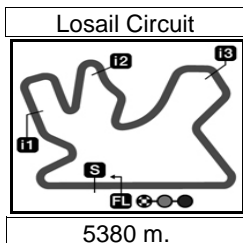
These data/results cannot be reproduced, stored and/or transmitted in whole or in part by any manner of electronic, mechanical, photocopying, recording, broadcasting or otherwise now known or herein after developed without the previous express consent by the copyright owner, except for reproduction in daily press and regular printed publications on sale to the public within 60 days of the event related to those data/results and always provided that copyright symbol appears together as follows below.

© DORNA, 2011

Official MotoGP Timing by **TISSOT**
www.motogp.com

Doha, Sunday, March 20, 2011





Computerised results and timing service provided by **TISSOT**
After the **COMMERCIALBANK GRAND PRIX OF QATAR**

125cc

2011 Riders Performance

(Qualifying Position - Race Position)

25

Rider	Points	QAT	SPA	POR	FRA	CAT	GBR	NED	ITA	GER	CZE	INP	RSM	ARA	AUS	JPN	MAL	VAL
1 TEROL Nicolas	25	1-1	-	-	-	-	-	-	-	-	-	-	-	-	-	-	-	-
2 CORTESE Sandro	20	2-2	-	-	-	-	-	-	-	-	-	-	-	-	-	-	-	-
3 GADEA Sergio	16	4-3	-	-	-	-	-	-	-	-	-	-	-	-	-	-	-	-
4 VAZQUEZ Efren	13	3-4	-	-	-	-	-	-	-	-	-	-	-	-	-	-	-	-
5 FOLGER Jonas	11	6-5	-	-	-	-	-	-	-	-	-	-	-	-	-	-	-	-
6 ZARCO Johann	10	7-6	-	-	-	-	-	-	-	-	-	-	-	-	-	-	-	-
7 MONCAYO Alberto	9	8-7	-	-	-	-	-	-	-	-	-	-	-	-	-	-	-	-
8 SALOM Luis	8	10-8	-	-	-	-	-	-	-	-	-	-	-	-	-	-	-	-
9 VIÑALES Maverick	7	9-9	-	-	-	-	-	-	-	-	-	-	-	-	-	-	-	-
10 OLIVEIRA Miguel	6	12-10	-	-	-	-	-	-	-	-	-	-	-	-	-	-	-	-
11 FAUBEL Hector	5	5-11	-	-	-	-	-	-	-	-	-	-	-	-	-	-	-	-
12 IWEMA Jasper	4	21-12	-	-	-	-	-	-	-	-	-	-	-	-	-	-	-	-
13 KENT Danny	3	13-13	-	-	-	-	-	-	-	-	-	-	-	-	-	-	-	-
14 GROTZKYJ Simone	2	14-14	-	-	-	-	-	-	-	-	-	-	-	-	-	-	-	-
15 ROSSI Louis	1	11-15	-	-	-	-	-	-	-	-	-	-	-	-	-	-	-	-

NC=Not classified NL=Not finished first lap NP=Not started race re-start N2=Not finished first lap race re-start EX=Excluded NS=Not Started DS=Disqualified

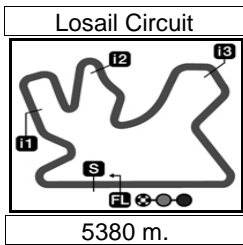
These data/results cannot be reproduced, stored and/or transmitted in whole or in part by any manner of electronic, mechanical, photocopying, recording, broadcasting or otherwise now known or herein after developed without the previous express consent by the copyright owner, except for reproduction in daily press and regular printed publications on sale to the public within 60 days of the event related to those data/results and always provided that copyright symbol appears together as follows below.
© DORNA, 2011

Official MotoGP Timing by **TISSOT**
www.motogp.com

Doha, Sunday, March 20, 2011

125cc





Computerised results and timing service provided by **TISSOT**

125cc

COMMERCIALBANK GRAND PRIX OF QATAR

Official Starting Grid

Race : 18 laps = 96.84 km



1	1 2'06.605 18 Nicolas TEROL Aprilia	2 2'06.695 11 Sandro CORTESE Aprilia	3 2'07.651 7 Efren VAZQUEZ Derbi
2	4 2'07.857 33 Sergio GADEA Aprilia	5 2'08.062 55 Hector FAUBEL Aprilia	6 2'08.298 94 Jonas FOLGER Aprilia
3	7 2'08.582 5 Johann ZARCO Derbi	8 2'08.683 23 Alberto MONCAYO Aprilia	9 2'09.218 25 Maverick VIÑALES Aprilia
4	10 2'09.331 39 Luis SALOM Aprilia	11 2'09.466 96 Louis ROSSI Aprilia	12 2'09.487 44 Miguel OLIVEIRA Aprilia
5	13 2'09.705 52 Danny KENT Aprilia	14 2'09.835 15 Simone GROTZKYJ Aprilia	15 2'09.859 26 Adrian MARTIN Aprilia
6	16 2'10.091 31 Niklas AJO Aprilia	17 2'10.161 63 Zufahmi KHAIRUDDIN Derbi	18 2'10.223 76 Hiroki ONO KTM
7	19 2'10.269 3 Luigi MORCIANO Aprilia	20 2'10.373 17 Taylor MACKENZIE Aprilia	21 2'10.559 53 Jasper IWEMA Aprilia

The results are provisional until the end of the limit for protest and appeals and until the ratification of the Event Management Committee.

Time limit for protest expires 60' at the latest after publication of the results - Mr. Time:

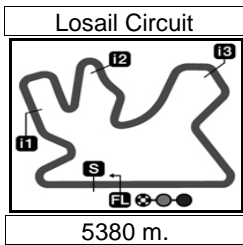
These data/results cannot be reproduced, stored and/or transmitted in whole or in part by any manner of electronic, mechanical, photocopying, recording, broadcasting or otherwise now known or herein after developed without the previous express consent of the copyright owner, except for reproduction in daily press and regular printed publications on sale to the public within 60 days of the event related to those data/results and always provided that copyright symbol appears together as follows below.

© DORNA, 2011

Official MotoGP Timing by **TISSOT**
 www.motogp.com



Doha, Sunday, March 20, 2011



Computerised results and timing service provided by **TISSOT**

125cc

COMMERCIALBANK GRAND PRIX OF QATAR

Official Starting Grid

Race : 18 laps = 96.84 km

8

22
2'10.602
77 Marcel SCHROTTER
Mahindra

23
2'10.608
99 Danny WEBB
Mahindra

24
2'11.335
19 Alessandro TONUCCI
Aprilia

9

25
2'11.699
36 Joan PERELLO
Aprilia

26
2'12.180
84 Jakub KORNFEL
Aprilia

27
2'12.341
30 Giulian PEDONE
Aprilia

10

28
2'13.379
21 Harry STAFFORD
Aprilia

29
2'13.769
12 Daniel KARTHEININGER
KTM

30
2'14.994
43 Francesco MAURIELLO
Aprilia

The results are provisional until the end of the limit for protest and appeals and until the ratification of the Event Management Committee.

Time limit for protest expires 60' at the latest after publication of the results - Mr. Time:

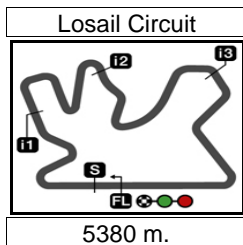
These data/results cannot be reproduced, stored and/or transmitted in whole or in part by any manner of electronic, mechanical, photocopying, recording, broadcasting or otherwise now known or herein after developed without the previous express consent by the copyright owner, except for reproduction in daily press and regular printed publications on sale to the public within 60 days of the event related to those data/results and always provided that copyright symbol appears together as follows below.

© DORNA, 2011

Official MotoGP Timing by **TISSOT**
www.motogp.com



Doha, Sunday, March 20, 2011



Computerised results and timing service provided by **TISSOT**

125cc

COMMERCIALBANK GRAND PRIX OF QATAR

Race

Top Speed & Average



Rider	Nation	Motorcycle	Top 5 speeds					Average	Top
33 Sergio GADEA	SPA	APRILIA	231.8	230.4	229.1	228.7	228.7	229.7	231.8
94 Jonas FOLGER	GER	APRILIA	231.6	231.0	230.9	229.9	229.7	230.6	231.6
39 Luis SALOM	SPA	APRILIA	231.4	231.1	230.5	230.3	230.1	230.7	231.4
53 Jasper IWEMA	NED	APRILIA	231.2	229.8	229.7	229.3	229.2	229.8	231.2
25 Maverick VIÑALES	SPA	APRILIA	231.2	231.1	226.2	225.5	225.2	227.4	231.2
18 Nicolas TEROL	SPA	APRILIA	229.8	229.5	229.3	229.3	229.1	229.4	229.8
23 Alberto MONCAYO	SPA	APRILIA	229.5	228.2	227.8	227.8	227.7	228.2	229.5
99 Danny WEBB	GBR	MAHINDRA	229.1	225.3	224.8	224.1	221.8	225.0	229.1
55 Hector FAUBEL	SPA	APRILIA	228.5	228.3	227.7	225.4	223.4	226.7	228.5
11 Sandro CORTESE	GER	APRILIA	228.5	225.7	225.3	225.2	225.0	225.9	228.5
7 Efren VAZQUEZ	SPA	DERBI	228.3	227.8	227.5	227.1	226.5	227.4	228.3
5 Johann ZARCO	FRA	DERBI	227.8	227.8	227.4	227.3	226.7	227.4	227.8
26 Adrian MARTIN	SPA	APRILIA	225.9	225.9	223.5	222.6	222.5	224.1	225.9
76 Hiroki ONO	JPN	KTM	225.6	225.4	224.9	224.7	224.3	225.0	225.6
15 Simone GROTZKYJ	ITA	APRILIA	225.3	224.4	224.1	223.6	223.0	224.1	225.3
31 Niklas AJO	FIN	APRILIA	225.2	225.0	224.7	224.7	223.5	224.6	225.2
63 Zulfahmi KHAIRUDDIN	MAL	DERBI	225.1	223.4	222.0	220.9	220.6	222.1	225.1
77 Marcel SCHROTTER	GER	MAHINDRA	224.3	224.3	223.4	222.3	221.3	223.1	224.3
3 Luigi MORCIANO	ITA	APRILIA	223.8	223.7	223.6	222.9	222.7	223.4	223.8
96 Louis ROSSI	FRA	APRILIA	223.8	220.7	220.5	219.4	217.6	220.4	223.8
52 Danny KENT	GBR	APRILIA	223.5	223.4	222.3	222.3	222.1	222.7	223.5
44 Miguel OLIVEIRA	POR	APRILIA	222.7	222.3	222.3	222.0	221.9	222.2	222.7
12 Daniel KARTHEININGER	GER	KTM	222.5	221.0	220.6	220.6	220.5	221.1	222.5
17 Taylor MACKENZIE	GBR	APRILIA	222.5	221.6	221.2	221.1	220.3	221.3	222.5
21 Harry STAFFORD	GBR	APRILIA	222.0	219.1	219.0	218.8	218.5	219.5	222.0
19 Alessandro TONUCCI	ITA	APRILIA	221.3	221.0	220.0	219.2	219.2	220.1	221.3
84 Jakub KORNFEIL	CZE	APRILIA	220.5	220.1	219.5	217.6	217.0	218.9	220.5
30 Giulian PEDONE	SWI	APRILIA	220.4	217.5	215.8	215.6	214.7	216.8	220.4
43 Francesco MAURIELLO	ITA	APRILIA	216.3	215.9	215.6	215.3	213.9	215.2	216.3
36 Joan PERELLO	SPA	APRILIA	214.2	214.0	213.7	213.4	212.8	213.5	214.2

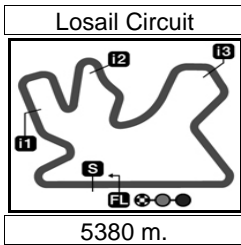
These data/results cannot be reproduced, stored and/or transmitted in whole or in part by any manner of electronic, mechanical, photocopying, recording, broadcasting or otherwise now known or herein after developed without the previous express consent by the copyright owner, except for reproduction in daily press and regular printed publications on sale to the public within 60 days of the event related to those data/results and always provided that copyright symbol appears together as follows below.

© DORNA, 2011

Official MotoGP Timing by **TISSOT**
www.motogp.com



Doha, Sunday, March 20, 2011




Computerised results and timing service provided by **TISSOT**

125cc

COMMERCIALBANK GRAND PRIX OF QATAR

Race

Fastest Laps Sequence

<i>Lap</i>	<i>Race Time</i>	 <i>Rider</i>	<i>Nation</i>	<i>Motorcycle</i>	<i>Time</i>	<i>Km/h</i>	<i>Riders's Lap</i>
1	2'13.910	18 Nicolas TEROL	SPA	APRILIA	2'13.910	144.634	1
2	4'20.502	18 Nicolas TEROL	SPA	APRILIA	2'06.592	152.995	2
3	6'26.965	18 Nicolas TEROL	SPA	APRILIA	2'06.463	153.151	3

These data/results cannot be reproduced, stored and/or transmitted in whole or in part by any manner of electronic, mechanical, photocopying, recording, broadcasting or otherwise now known or herein after developed without the previous express consent by the copyright owner, except for reproduction in daily press and regular printed publications on sale to the public within 60 days of the event related to those data/results and always provided that copyright symbol appears together as follows below.

© DORNA, 2011

Official MotoGP Timing by **TISSOT**
www.motogp.com



Doha, Sunday, March 20, 2011